



Revenue & Capital Budget 2013/14



REVENUE AND CAPITAL BUDGET 2013/14

CONTENTS

Page

REVENUE BUDGET

| | |
|--|----|
| Foreword by Head of Finance | 2 |
| Glossary of Terms | 6 |
| Revenue Budget 2013/14 – Analysis of Budgeted Net Expenditure by Service | 7 |
| Revenue Budget 2013/14 – Chart of Budgeted Net Expenditure | 8 |
| Revenue Budget 2013/14 – Chart Showing Funding Sources | 9 |
| Gross Expenditure by Service Chart 2013/14 | 10 |
| Gross Income by Service Chart 2013/14 | 11 |
| General Fund Budget 2009/10 to 2013/14 | 12 |
| Housing Revenue Account Budget 2009/10 to 2013/14 | 12 |
| Calculation of Council Tax 2013/14 | 13 |
| Perth & Kinross Council Tax v Scottish Average Tax 2009/10 to 2013/14 | 13 |
| Perth & Kinross Council Tax & Scottish Water Charges by band 2013/14 | 14 |
| Council Tax and Water & Wastewater Charges 2009/10 to 2013/14 | 15 |
| Budgeted Staff 2013/14 | 16 |
| Budgeted Staff by Service Chart 2013/14 | 17 |
| Budgeted Staff by Category Chart 2013/14 | 18 |
| Subjective Analysis of Budgeted Net Service Expenditure 2013/14 | 19 |

2013/14 Revenue Budget by Service

| | |
|-----------------------------------|----|
| Education & Children's Services | 20 |
| Housing & Community Care Services | 30 |
| The Environment Service | 46 |
| Chief Executive's Service | 72 |
| Housing Revenue Account | 78 |
| Common Good Funds | 79 |

CAPITAL BUDGET

| | |
|--|-----|
| Foreword by Head of Finance | 80 |
| Composite Capital Budget Chart 2013/14 | 85 |
| Housing Investment Programme Chart 2013/14 | 86 |
| Capital Budget 2013-2020 Service Index | 87 |
| Composite Capital Budget Financial Plan 2013/14 to 2019/20 | 88 |
| Housing Investment Programme 2013/14 to 2017/18 | 100 |

PERTH & KINROSS COUNCIL

REVENUE BUDGET 2013/14

FOREWORD BY HEAD OF FINANCE

INTRODUCTION

The Council's total revenue expenditure, excluding expenditure relating to Council Housing is charged to the General Fund. The net expenditure on the General Fund after allowing for government grants, contributions to and from revenue reserves and direct charges for services is met by the Council Tax payer. The net expenditure on Council Housing is mainly recovered by way of rents from Council House tenants. For the purposes of this volume, separate explanations of the Council's General Fund and Housing Revenue Account budgets are provided.

The Council's Capital Budget is detailed separately on pages 80 to 100 of this volume.

GENERAL FUND REVENUE BUDGET 2013/14

BACKGROUND

Perth & Kinross Council met on 14 February 2013 to set a Final Revenue Budget and Council Tax for 2013/14 and a Provisional Revenue Budget and indicative Council Tax for 2014/15.

The Council had previously set a Provisional Revenue Budget for 2013/14 on 17 February 2011 and the Council's budget process for 2013/14 was based upon updating this budget. In preparing budget submissions, Services were required to fund all expenditure pressures not specifically identified within the local government finance settlement from compensating savings within Services or by seeking approval to transfer resources between years under the terms of the Council's Revenue Budget Flexibility Scheme.

The Revenue Budget submissions were subject to scrutiny by the Executive Officer Team and then to review by Elected Members. On the 27 November 2012, the Cabinet Secretary for Finance, Employment and Sustainable Growth announced the updated local government settlement for 2013/14 which detailed grant funding from the Scottish Government for each Council. This was subsequently updated in Finance Circular 2/2013 that was issued by the Scottish Government on 15 March 2013.

The Council's Revenue Budget has been prepared in the context of delivering the Perth & Kinross Single Outcome Agreement. The Single Outcome Agreement is an agreement between the Scottish Government and the Perth & Kinross Community Planning Partnership (including the Council; NHS Tayside; Police Scotland; the Scottish Fire & Rescue Service; Perth College UHI; Scottish Enterprise; Perth & Kinross Association of Voluntary Services; Skills Development Scotland; and other public agencies and partners) which sets out shared priorities and outcomes for the local community.

The Final Revenue Budget for 2013/14 is £324.894 million (£338.474 million in 2012/13). The 2013/14 budget is funded by Total Revenue Funding of £242.191 million; Capital Grants of £4.478 million; a carry forward of £5.307 million under the Council's Budget

Flexibility Scheme; and a net contribution from Reserves of £1.649 million; leaving £71.269 million to be levied from Council Tax. This results in a 2013/14 Band D equivalent Council Tax charge of £1,158 the same level as in 2012/13 exclusive of Water and Wastewater charges which are determined separately by Scottish Water. The Council Tax calculation is set out on page 13 of this volume.

Key Features of the Council's 2013/14 Revenue Budget are set out in more detail below.

2013/14 BUDGETED EXPENDITURE

The total estimated net expenditure on Services includes the Council's share of the costs of the Tayside Valuation Joint Board.

The budgeted revenue expenditure in 2013/14 for each of the Council's Services is summarised on page 7 and detailed in pages 19 to 77 of this volume. In addition, comments on specific aspects of the Council's revenue expenditure are provided below.

Staff Costs

The 2013/14 Final Revenue Budget assumes a 1% pay award for all categories of employees.

Non Pay Inflation

In general, Council Services have been required to absorb the cost of inflation on goods and services within their existing budgets.

Capital Financing Costs

These are the costs of financing assets owned by the Council and include Loan Repayments; Interest Charges; and Debt Management Expenses. In 2013/14, a budget of £12.714 million (excluding Tayside Valuation Joint Board) is required to meet these costs.

Income from Interest on Revenue Balances generated through the Council's treasury management activities is estimated at £59,000 in 2013/14.

Property Maintenance, Energy Management and Water Management

The budgets for property maintenance, (planned and responsive) (£3.728 million), energy (£4.754 million) and water charges (£0.967 million) in respect of properties occupied by Council Services are held centrally within the Property Division under the overall management of The Environment Service.

2013/14 BUDGETED INCOME

The General Fund Revenue Budget is principally financed through government grants, Council Tax income and charges for Council Services, of which government grant support is the predominant source of income to the Council. The main elements of the Council's budgeted revenue income in 2013/14 are detailed overleaf.

Total Revenue Funding

Total Revenue Funding is the term used to describe the level of local authority revenue resources which are determined by the Scottish Government. It encompasses Revenue Support Grant (RSG), Specific Grants and Non Domestic Rate Income (NDRI).

The distribution of Total Revenue Funding is largely based upon the Grant Aided Expenditure (GAE) assessment of each Council's expenditure requirements. The GAE assessment is undertaken by the Scottish Government in consultation with the Convention of Scottish Local Authorities (COSLA) using what is referred to as the 'Client Group Approach' – a mechanism designed to distribute grant based upon indicators of relative need, such as population, school rolls, road length, etc.

The Total Revenue Funding available for distribution between Scottish Local Authorities in 2013/14 is approximately £9.5 billion, excluding amounts held back for specific programmes. Perth & Kinross Council's Total Revenue Funding for 2013/14 is £242.191 million.

The component elements of the Council's Total Revenue Funding are as follows:

| | <u>£m</u> |
|---|-----------------------|
| Revenue Support Grant (inc Ring Fenced Grant) | 191.263 |
| Non Domestic Rate Income | 50.928 |
| Total Revenue Funding | <u>242.191</u> |

Revenue Support Grant

The Revenue Support Grant (RSG) represents the largest component of each Scottish Local Authority's income. Perth & Kinross Council's RSG allocation in 2013/14 is £191.263 million. The Revenue Support Grant is itself funded from national taxation.

Non Domestic Rate Income

Perth & Kinross Council has a statutory duty to levy and collect Non-Domestic Rates within its area. The Non Domestic Rate charge for any given property is dependent upon the Rate Poundage determined each year by the Scottish Government and the valuation placed upon the property by the District Assessor. The Business Rate for 2013/14 has been set by the Scottish Government at 46.2p per £ of Rateable Value. Under a national scheme, smaller businesses are eligible to apply for rates relief through the Small Business Bonus Scheme which is available to rate payers who occupy non domestic property within Scotland with a combined Rateable Value of £25,000 or less.

The Scottish Government introduced a Business Rates Incentivisation Scheme (BRIS) as part of the Local Government Finance Settlement for 2012-15. The aim of the scheme is two fold: to incentivise Councils to maximise their existing business rates income; and to grow their tax base, allowing them to retain a proportion of business rates income over and above the target level they would otherwise be expected to raise.

Following consultation it was agreed that each local authority that exceeds its individual Non Domestic Rates income target will retain a half share of the additional income generated. Those local authorities which do not reach their target will continue to be compensated by the Scottish Government (as they are now) up to the level of their Non Domestic Rates distributable amount through increased general revenue grant. The Scottish Government has estimated Non-Domestic Rate Income for Perth & Kinross Council at £50.928 million in 2013/14.

Council Tax Charge

The net expenditure to be met from the Council Tax for 2013/14 is £71.269 million. Based upon historical collection patterns within Perth & Kinross, a non-collection rate of 2.5% has been assumed. The effective number of Band D equivalent dwellings (tax base) in 2013/14 is therefore 61,545. Dividing the amount to be met from Council Tax by the tax base results in a 2013/14 Band D Council Tax of £1,158 which represents no increase from the previous year. (See calculation of Council Tax on page 13).

COUNCIL HOUSING

Housing Revenue Account Budget 2013/14

The Council is required by statute to record separately, in the Housing Revenue Account (HRA), income and expenditure relating to the provision, improvement and management of Council Housing.

The 30 year HRA Business Plan is updated each year to reflect the budgets, rent strategies and current economic climate. This is approved by the Housing and Health Committee to ensure the Standard Delivery Plan is affordable and sustainable. The HRA Business Plan has been updated to reflect the proposals within this report. The attached Housing Revenue Account (HRA) budget for 2013/14 has been prepared in accordance with the Housing Act and Scottish Government directives and was approved by the Housing and Health Committee on 6 February 2013.

Estimates 2013/14

A summary of the 2013/14 Housing Revenue Account (HRA) estimates can be found on page 78 of this volume. As at 1 April 2013, the Council owns and lets approximately 7,375 houses.

On 6 February 2013, the Housing and Health Committee agreed an average weekly rent increase for 2013/14 of £2.41 per week (4.2%) bringing the average weekly rent, based on 52 weeks, to £59.77.

The revenue balance on the Housing Revenue Account to be carried forward into 2013/14 is anticipated to be £0.800 million.

The Housing Revenue Account budget is set in accordance with the requirements of the Council's 30 year approved HRA Business Plan, revised and amended as appropriate.

J Symon
Head of Finance
May 2013

GLOSSARY OF TERMS

Throughout this document you will repeatedly encounter terminology with which you may not be familiar or the content of which is not immediately obvious. The following are the most commonly used terms and should be interpreted as follows:

Budget: a statement of the Council's spending plans for a specified period of time, normally one financial year (1 April to 31 March).

Staff Costs: includes Wages, Salaries, Bonus, Overtime, Employer's National Insurance and Pension Contributions, as well as Staff Training.

Slippage: savings on staff costs arising from delays in the filling of posts or the non-filling of posts as and when they become vacant. Staff costs budgets within Services assume a level of slippage.

Property Costs: includes Rent, Rates, Repairs and Maintenance, Heating and Lighting costs.

Supplies and Services: includes Printing and Stationery, Advertising and Postages, the cost of purchasing Materials, Spare Parts, Food and Protective Clothing, as well as payments to other organisations for the provision of services.

Transport Costs: includes the cost of providing and maintaining all Vehicles and Plant including Fuel, Tyres, Repairs, Road Fund Tax and Insurance, as well as Staff Travelling Expenses.

Transfer Payments: payments to individuals for which no goods or services are directly received in return by the local authority, such as Housing & Council Tax benefit payments administered by the authority on behalf of central government.

Third Party Payments: payments made to an external provider in return for the provision of a service on behalf of the Council, such as Residential Care of the Elderly.

Support Services: charges for activities and items which support the direct provision of services to the public, such as charges covering the operating costs of Office Buildings and for the provision of Information Systems and Technology services.

Capital Financing/Capital Charges: the cost of financing assets owned or controlled by the Council including Loan Repayments, Interest Charges, Finance Leasing Charges and Debt Management Expenses.

Capital Financed from Current Revenue (CFCR): the cost of capital expenditure financed at the Council's discretion from within the Revenue Budget.

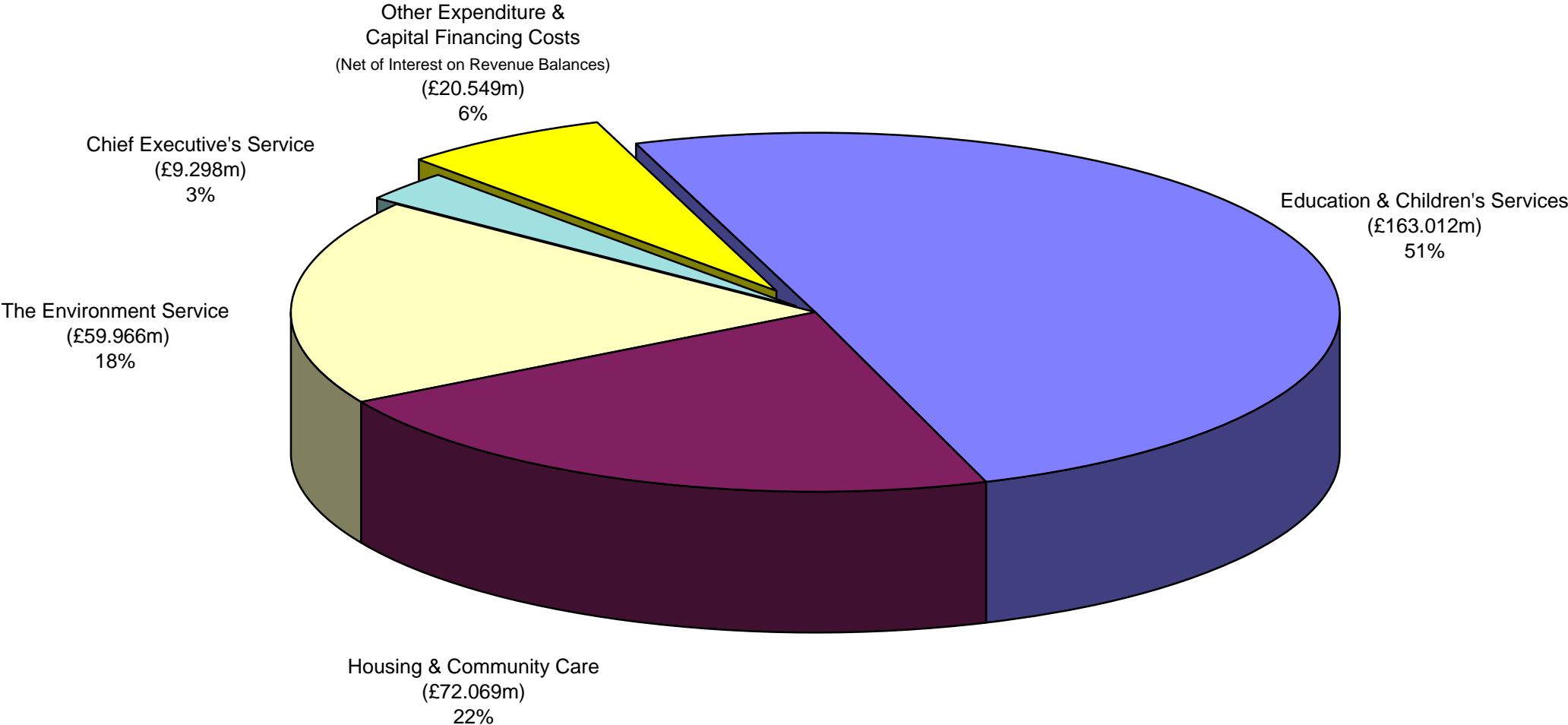
2013/14 REVENUE BUDGET - GENERAL FUND

ANALYSIS OF BUDGETED NET EXPENDITURE BY SERVICE

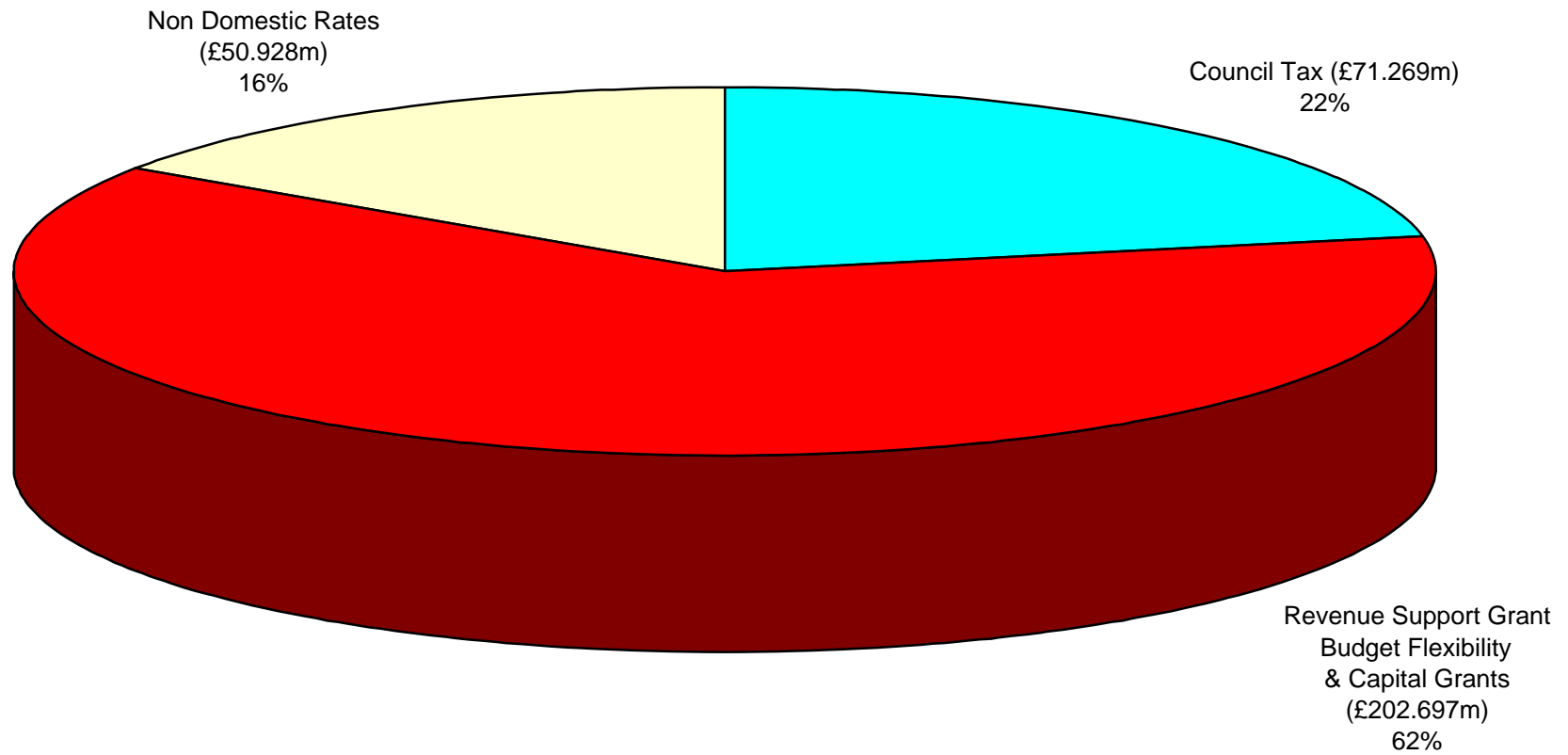
| SERVICE | 2013/14 Final Budget | | Council Tax Band D Equivalent 2013/14 |
|--|----------------------------|----------------|--|
| | £'000 | £'000 | £ |
| Education & Children's Services | | 163,012 | 2,648.66 |
| Housing & Community Care Services | | 72,069 | 1,171.00 |
| The Environment Service | | 59,966 | 974.34 |
| <i>Inc - Property Maintenance £3,728k</i> | | | |
| <i>- Energy Management £4,754k</i> | | | |
| <i>- Water Management £967k</i> | | | |
| Chief Executive's Service | | | |
| - Core Costs | | 592 | |
| - Legal Services | | 914 | |
| - Finance | | 3,340 | |
| - Democratic Services | | 2,862 | |
| - Human Resources | | 1,590 | |
| Total Chief Executive's Service | | 9,298 | 151.08 |
| Sub-Total: Service Expenditure | | 304,345 | |
| CORPORATE BUDGETS | | | |
| Support Service External Income | | (1,888) | (30.68) |
| Corporate Budget: | | | |
| Capital Financing Costs | | 12,714 | 206.58 |
| Interest on Revenue Balances | | (59) | (0.96) |
| Tayside Valuation Joint Board | | 1,155 | 18.77 |
| Trading Organisations - Surplus Returned to General Fund | | (190) | (3.09) |
| Un-funded Pension Costs | | 1,421 | 23.09 |
| Provision for Contingencies | | 250 | 4.06 |
| Discretionary Relief | | 150 | 2.44 |
| Adjusted Net Expenditure | | 317,898 | 5,165.29 |
| Contribution to Capital Fund | | 2,996 | 48.68 |
| Contribution to Workforce Planning | | 4,000 | 64.99 |
| Total Net Expenditure | | 324,894 | 5,278.96 |
| To be financed by: | | | |
| Revenue Support Grant | | 191,263 | 3,107.69 |
| Capital Grants | | 4,478 | 72.76 |
| Non-Domestic Rate Income | | 50,928 | 827.49 |
| Council Tax Income | | 71,269 | 1,158.00 |
| Use of Budget Flexibility & Reserves | | 6,956 | 113.02 |
| | | 324,894 | 5,278.96 |

2013/14 GENERAL FUND NET REVENUE BUDGET BY SERVICE

Total £324.894m

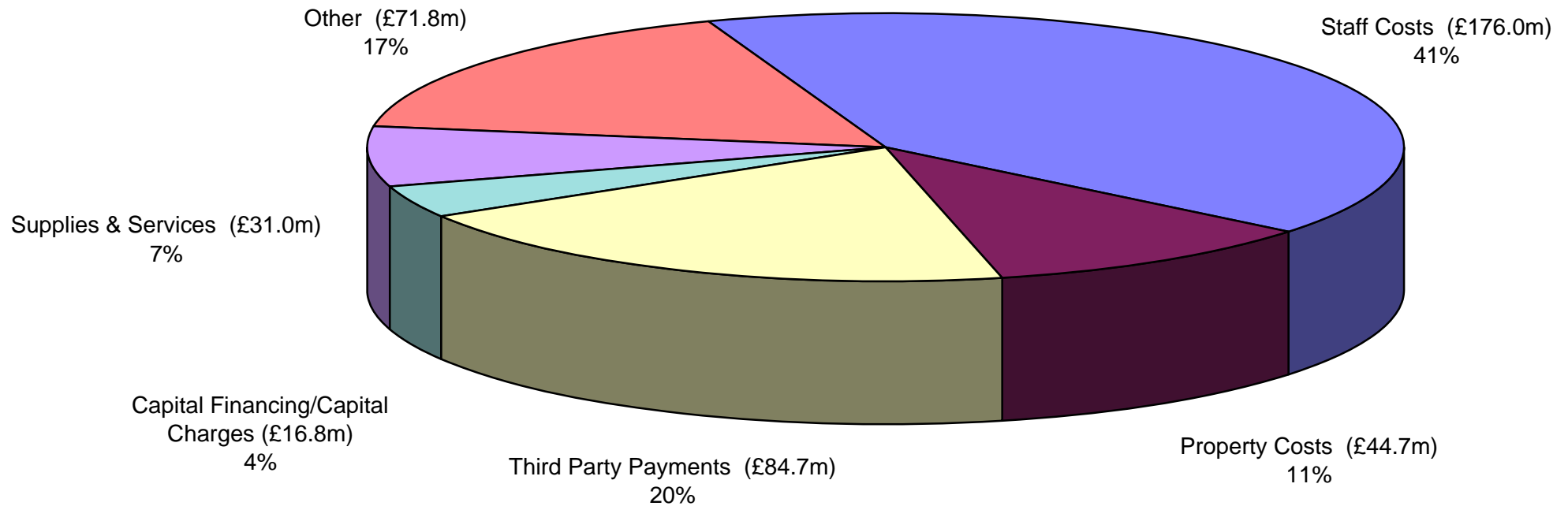


2013/14 General Fund Net Revenue Budget
Funding Sources
Total £324.894m



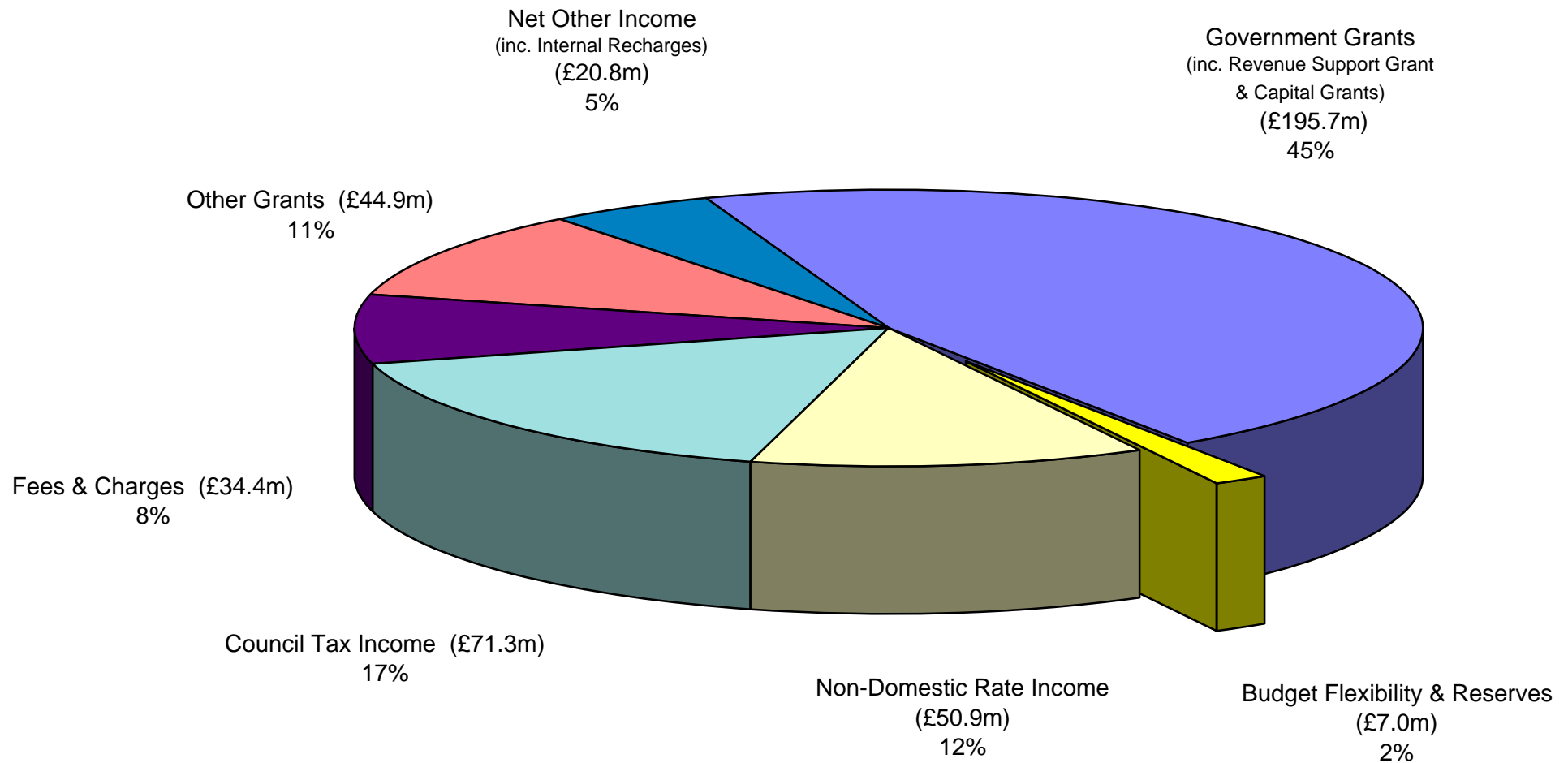
SUMMARY OF GENERAL FUND GROSS EXPENDITURE 2013/14

TOTAL **£425** million



SUMMARY OF GENERAL FUND GROSS INCOME 2013/14

TOTAL £425 million



GENERAL FUND BUDGET 2009/10 TO 2013/14

| Financial Year | 2009/10 £'000 | 2010/11 £'000 | 2011/12 £'000 | 2012/13 £'000 | 2013/14 £'000 |
|--|------------------|------------------|------------------|------------------|------------------|
| Net Revenue Budget | 330,781 | 335,141 | 334,147 | 339,444 | 324,894 |
| Budget Flexibility and Reserves | (1,147) | 2,615 | (76) | (2,806) | (6,956) |
| | <u>329,634</u> | <u>337,756</u> | <u>334,071</u> | <u>336,638</u> | <u>317,938</u> |
| <i>Government Funding</i> | | | | | |
| Revenue Support Grant | (196,735) | (207,396) | (202,276) | (214,738) | (191,263) |
| Capital Grants | (3,650) | (2,949) | (4,037) | (4,045) | (4,478) |
| Non Domestic Rate Income | (59,824) | (57,694) | (57,694) | (47,331) | (50,928) |
| | <u>(260,209)</u> | <u>(268,039)</u> | <u>(264,007)</u> | <u>(266,114)</u> | <u>(246,669)</u> |
| Amount to be Raised from Council Tax | 69,425 | 69,717 | 70,064 | 70,524 | 71,269 |
| Band D Equivalent Number of Dwellings (Net of provision for non collection) | 59,952 | 60,205 | 60,504 | 60,902 | 61,545 |
| Band D Equivalent Council Tax | <u>£ 1,158</u> | <u>£ 1,158</u> | <u>£ 1,158</u> | <u>£ 1,158</u> | <u>£ 1,158</u> |
| Scottish Average Band D Council Tax | £ 1,149 | £ 1,149 | £ 1,149 | £ 1,149 | £ 1,149 |


HOUSING REVENUE ACCOUNT 2009/10 TO 2013/14

| Financial Year | 2009/10 £'000 | 2010/11 £'000 | 2011/12 £'000 | 2012/13 £'000 | 2013/14 £'000 |
|---|------------------|------------------|------------------|------------------|------------------|
| Gross Budgeted Expenditure | 22,261 | 22,777 | 22,700 | 24,325 | 25,219 |
| Budgeted Income | | | | | |
| Council House Rents | (19,034) | (19,863) | (20,799) | (21,911) | (23,040) |
| Other Income | (3,227) | (2,914) | (1,901) | (2,414) | (2,179) |
| | <u>0</u> | <u>0</u> | <u>0</u> | <u>0</u> | <u>0</u> |
| Net Expenditure (financed from HRA Balances) | 0 | 0 | 0 | 0 | 0 |
| Average Weekly Rent | <u>£ 50.16</u> | <u>£ 51.87</u> | <u>£ 54.52</u> | <u>£ 57.36</u> | <u>£ 59.77</u> |
| Scottish Average Weekly Rent | £ 52.79 | £ 54.65 | £ 56.88 | £ 59.61 | £ 61.50 |
| Approximate Number of Council Houses (at 1 April of each year) | 7,434 | 7,369 | 7,357 | 7,343 | 7,375 |

CALCULATION OF COUNCIL TAX 2013/14

| 2012/13 | | 2013/14 | |
|-------------------------|--|----------------|-------------------------|
| £'000 | | £'000 | £'000 |
| 338,474 | Net Expenditure at Outturn Prices | | 324,894 |
| <u>(1,836)</u> | Budget Flexibility and Reserves | | <u>(6,956)</u> |
| 336,638 | | | 317,938 |
| | <u>Less:</u> | | |
| 214,738 | Revenue Support Grant | 191,263 | |
| 4,045 | Capital Grants | 4,478 | |
| <u>47,331</u> | Non-Domestic Rate Income | <u>50,928</u> | |
| 266,114 | | | 246,669 |
| <u>70,524</u> | Amount to be met from Council Tax | | <u>71,269</u> |
| | Divide by: | | |
| 62,464 | Council Tax Base - Band D Equivalent Number of Dwellings | 63,123 | |
| <u>(1,562)</u> | <u>Less:</u> Provision (2.5%) for non-collection | <u>(1,578)</u> | |
| <u>60,902</u> | Effective Tax Base | | <u>61,545</u> |
| <u>£1,158.00</u> | COUNCIL TAX (Band D) | | <u>£1,158.00</u> |

PERTH & KINROSS COUNCIL TAX v SCOTTISH AVERAGE TAX 2009/10 to 2013/14 (Excluding Water & Wastewater Charge)



COUNCIL TAX CHARGES 2013/14

Including Water and Wastewater Charges

| Property Valuation Band | Upper limit of Band £ | Fraction of Band 'D' | Council Tax Charge 2013/14 £ | Water & Wastewater Charge £ | Total Combined Charge 2013/14 £ | Total Combined Charge 2012/13 £ |
|-------------------------|--------------------------|----------------------|---------------------------------|--------------------------------|------------------------------------|------------------------------------|
| A | 27,000 | 6/9ths | 772.00 | 269.64 | 1,041.64 | 1,034.38 |
| B | 35,000 | 7/9ths | 900.67 | 314.58 | 1,215.25 | 1,206.78 |
| C | 45,000 | 8/9ths | 1,029.33 | 359.52 | 1,388.85 | 1,379.17 |
| D | 58,000 | 9/9ths | 1,158.00 | 404.46 | 1,562.46 | 1,551.57 |
| E | 80,000 | 11/9ths | 1,415.33 | 494.34 | 1,909.67 | 1,896.36 |
| F | 106,000 | 13/9ths | 1,672.67 | 584.22 | 2,256.89 | 2,241.16 |
| G | 212,000 | 15/9ths | 1,930.00 | 674.10 | 2,604.10 | 2,585.95 |
| H | Over 212,000 | 18/9ths | 2,316.00 | 808.92 | 3,124.92 | 3,103.14 |

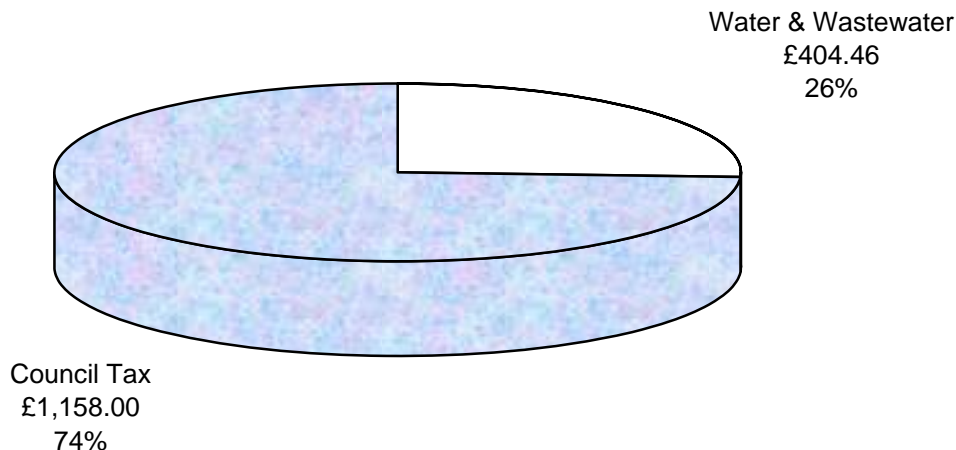
Council Tax Charges have not increased.

Water and Wastewater charges have increased by 2.8%

The Council is not responsible for setting water and wastewater charges but is required by law to include in its bill the charges made by Scottish Water for Water and Wastewater Services. The level of the charges is set by Scottish Water and is subject to scrutiny by the Water Industry Commissioner for Scotland and the Scottish Government.

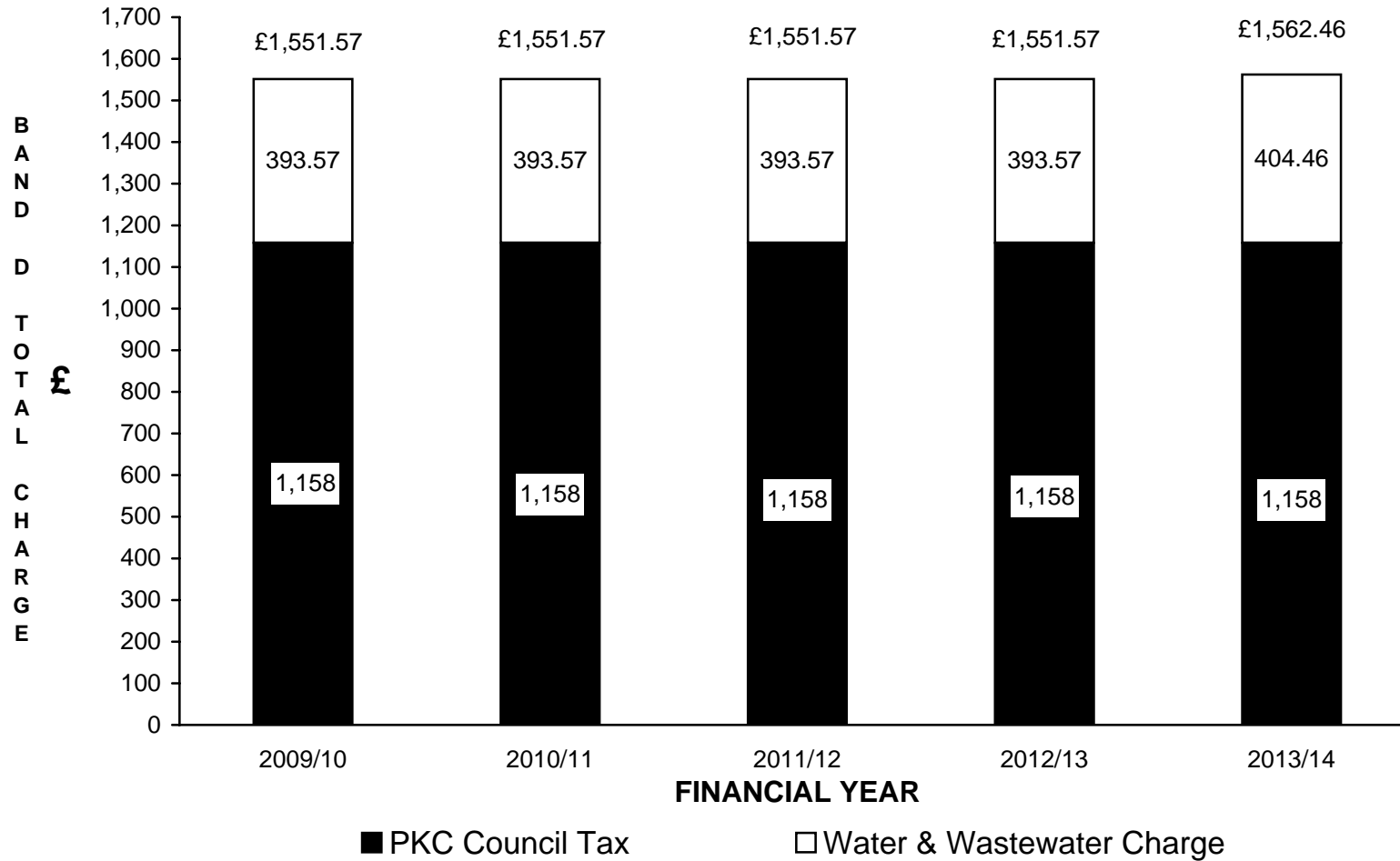
Council Tax inc. Water & Wastewater Charges 2013/14

Split of Band D bill between Perth & Kinross Council and Scottish Water



PERTH & KINROSS COUNCIL TAX 2009/10 to 2013/14

INC WATER & WASTEWATER CHARGES COLLECTED ON BEHALF OF SCOTTISH WATER



BUDGETED STAFF 2013/14 (Full Time Equivalent)

| Service | Teachers | Other Council Staff | Total |
|-----------------------------------|----------------|---------------------------|----------------|
| Education & Children's Services | 1,433.1 | 1,243.3 | 2,676.4 |
| Housing & Community Care Services | - | 1,218.0 | 1,218.0 |
| The Environment Service | - | 797.7 | 797.7 |
| Chief Executive's Service | - | 204.1 | 204.1 |
| TOTAL | 1,433.1 | 3,463.1 | 4,896.2 |

Notes:

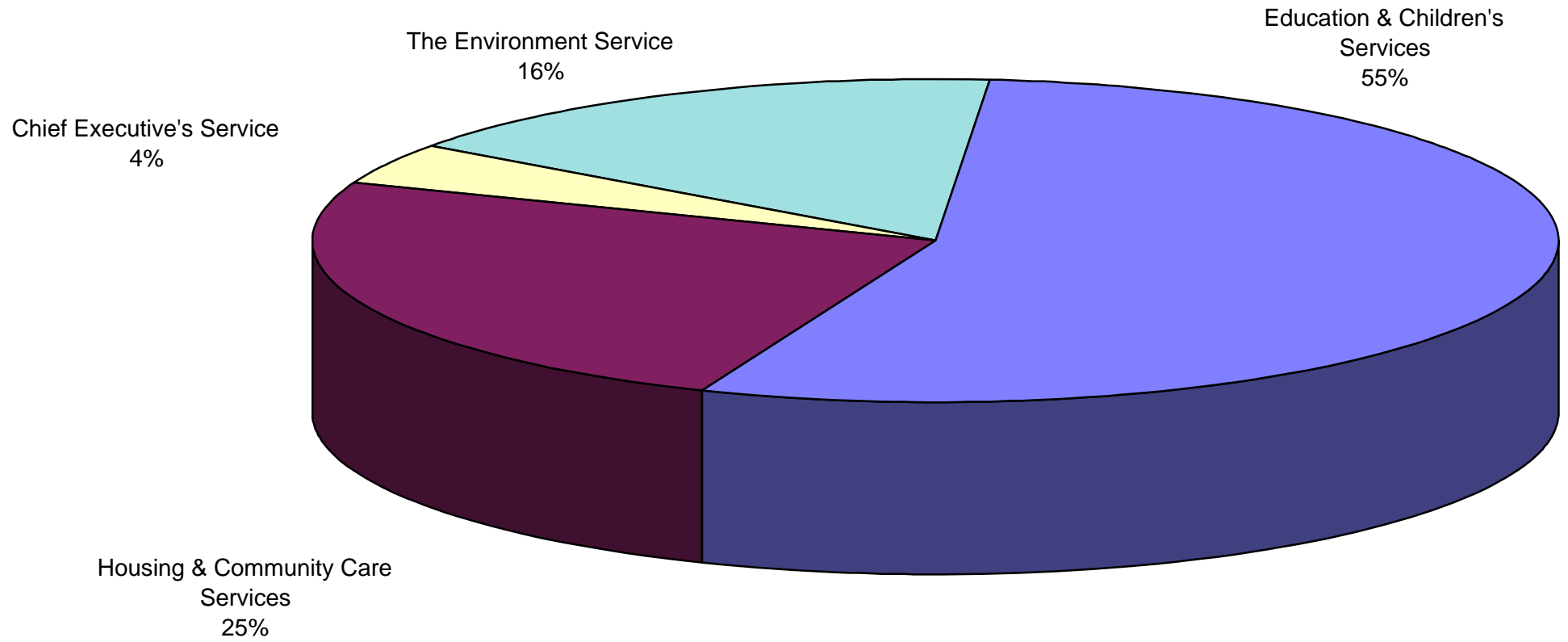
The following abbreviations are standard throughout the Budget Volume.

FT = Full Time

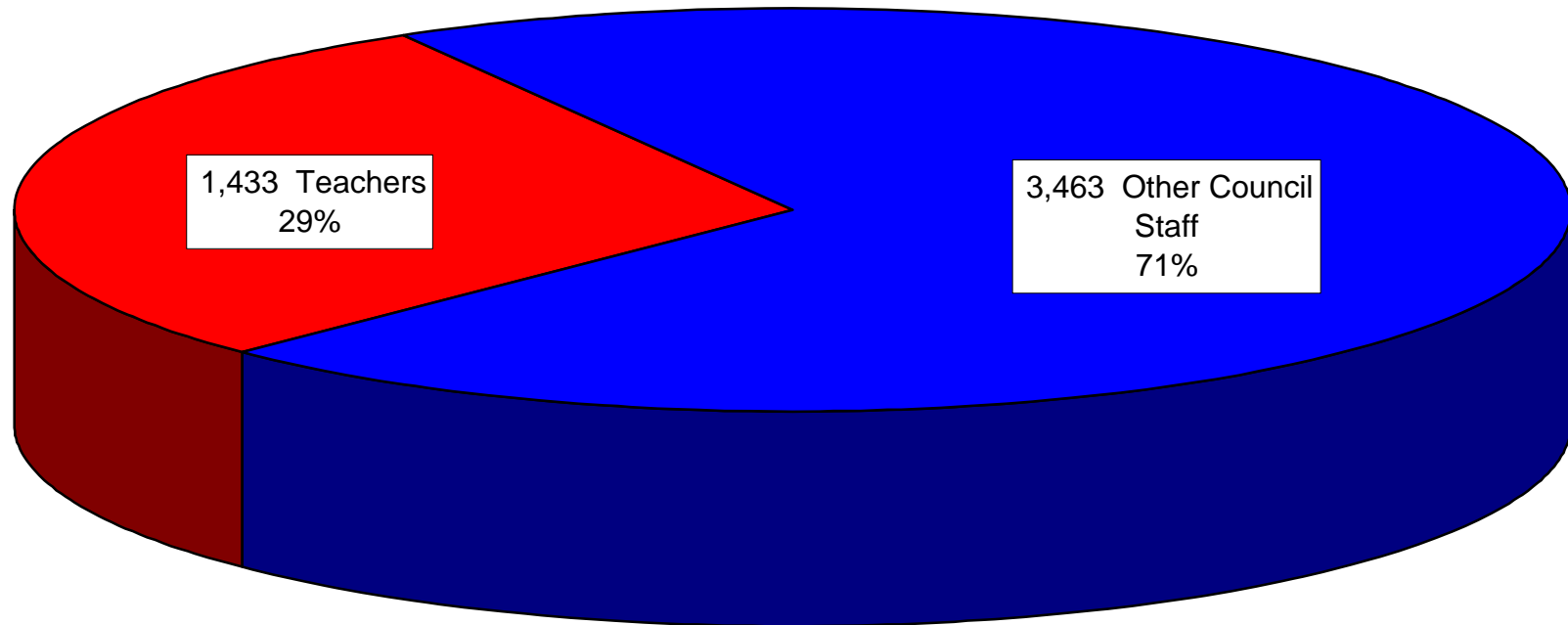
PT = Part Time

FTE = Full Time Equivalent

BUDGETED STAFF BY SERVICE 2013/14 (Full Time Equivalent)



BUDGETED STAFF BY CATEGORY 2013/14 (Full Time Equivalent)



2013/14 REVENUE BUDGET - GENERAL FUND

SUBJECTIVE ANALYSIS OF BUDGETED NET SERVICE EXPENDITURE

| | | 2013/14 TOTAL £'000 |
|--|------------|------------------------------------|
| STAFF COSTS | | |
| Chief Officials | -Gross Pay | 1,948 |
| | -Supn | 354 |
| | -NI | 220 |
| Single Status | -Gross Pay | 81,573 |
| | -Supn | 14,537 |
| | -NI | 5,118 |
| Craft Workers | -Gross Pay | 397 |
| | -Supn | 72 |
| | -NI | 27 |
| Councillors | -Gross Pay | 784 |
| | -Supn | 110 |
| | -NI | 59 |
| Teachers | -Gross Pay | 53,745 |
| | -Supn | 8,023 |
| | -NI | 4,313 |
| Teachers Pensions | | 317 |
| Overtime | | 844 |
| Supply Cover | | 1,947 |
| Slippage | | (2,806) |
| Other Staff Costs | | 3,033 |
| TOTAL STAFF COSTS | | 174,615 |
| PROPERTY COSTS | | |
| Non Domestic Rates | | 6,759 |
| Energy | | 4,836 |
| Unitary Charge | | 14,651 |
| Property Insurance | | 453 |
| Cleaning | | 2,584 |
| Water | | 1,032 |
| Property Maintenance | | 4,711 |
| Other Property Costs | | 9,632 |
| TOTAL PROPERTY COSTS | | 44,658 |
| SUPPLIES & SERVICES | | |
| Catering | | 3,212 |
| Admin Insurance | | 152 |
| Other Supplies & Services | | 27,585 |
| TOTAL SUPPLIES & SERVICES | | 30,949 |
| TRANSPORT COSTS | | |
| Travel & Subsistence | | 477 |
| Car Allowances | | 1,434 |
| Contract Car Hire | | 193 |
| Vehicle Maintenance | | 195 |
| Pupil Transport | | 6,604 |
| Other Transport Costs | | 7,403 |
| TOTAL TRANSPORT COSTS | | 16,306 |
| TRANSFER PAYMENTS | | 43,979 |
| THIRD PARTY PAYMENTS | | 84,718 |
| SUPPORT SERVICES | | 5,993 |
| CAPITAL FINANCING/CAPITAL CHARGES | | 1,168 |
| CFCR | | 0 |
| GROSS EXPENDITURE | | 402,386 |
| INCOME | | |
| Internal Recharges | | 17,729 |
| Other Grant Income/Subsidy | | 44,938 |
| Fees & Charges | | 34,367 |
| Contract Income/External Work | | 1,007 |
| GROSS INCOME | | 98,041 |
| NET SERVICE EXPENDITURE | | 304,345 |

EDUCATION & CHILDREN'S SERVICES

SUMMARY

| | 2013/14 FINAL BUDGET £'000 |
|--|-------------------------------------|
| STAFF COSTS | |
| Chief Officials | 597 |
| -Gross Pay | 597 |
| -Supn | 107 |
| -NI | 66 |
| Single Status | 30,670 |
| -Gross Pay | 30,670 |
| -Supn | 5,366 |
| -NI | 1,692 |
| Teachers | 53,745 |
| -Gross Pay | 53,745 |
| -Supn | 8,023 |
| -NI | 4,313 |
| Pensions | 317 |
| Overtime | 113 |
| Supply Cover | 1,947 |
| Slippage | (1,735) |
| Other Staff Costs | 453 |
| TOTAL STAFF COSTS | 105,674 |
| PROPERTY COSTS | |
| Non Domestic Rates | 4,911 |
| Energy Costs | 6 |
| Unitary Charge | 14,651 |
| Property Insurance | 442 |
| Cleaning | 2,162 |
| Metered Water | 0 |
| Property Maintenance | 309 |
| Other Property Costs | 2,038 |
| TOTAL PROPERTY COSTS | 24,519 |
| SUPPLIES & SERVICES | |
| Catering | 3,164 |
| Admin Insurance | 0 |
| Other Supplies & Services | 8,674 |
| TOTAL SUPPLIES & SERVICES | 11,838 |
| TRANSPORT COSTS | |
| Travel & Subsistence | 51 |
| Transport Insurance | 0 |
| Car Allowances | 538 |
| Contract Car Hire | 9 |
| Vehicle Maintenance | 189 |
| Pupil Transport | 6,604 |
| Other Transport Costs | 157 |
| TOTAL TRANSPORT COSTS | 7,548 |
| TRANSFER PAYMENTS | 73 |
| THIRD PARTY PAYMENTS | |
| Payments to Contractors | 1,194 |
| Other Third Party Payments | 17,270 |
| TOTAL THIRD PARTY PAYMENTS | 18,464 |
| SUPPORT SERVICES | |
| Corporate Network | 0 |
| Property Rental | 0 |
| IST Recharge | 0 |
| Central Support | 0 |
| TOTAL SUPPORT SERVICES | 0 |
| CAPITAL FINANCING/CAPITAL CHARGES | 661 |
| CFCR | 0 |
| GROSS EXPENDITURE | 168,777 |
| INCOME | |
| Internal Recharges | 148 |
| Other Grant Income/Subsidy | 1,299 |
| Fees & Charges | 4,318 |
| Contract Income/External Work | 0 |
| GROSS INCOME | 5,765 |
| NET EXPENDITURE | 163,012 |

Education & Children's Services comprises of Education Services, Cultural and Community Services, Children and Families Services, Corporate IT and Business & Resource Services. The Service has budgeted for approximately 2,676 full time equivalent staff including permanent, temporary and supply teaching staff.

Other staff such as Psychologists, Social Workers, Community Learning Workers and Support Staff are also employed within Education & Children's Services.

Education & Children's Services manage a diverse range of community facilities including libraries, museums, offices, learning and family centres, community centres and schools.

In co-operation with other council services, and other partner agencies, Education & Children's Services currently manage and maintain 139 establishments.

EDUCATION & CHILDREN'S SERVICES

DAY SCHOOLS - NURSERY

2013/14
FINAL
BUDGET
£'000

STAFF COSTS

| | | |
|--------------------------|------------|--------------|
| Chief Officials | -Gross Pay | 0 |
| | -Supn | 0 |
| | -NI | 0 |
| Single Status | -Gross Pay | 3,842 |
| | -Supn | 686 |
| | -NI | 188 |
| Teachers | -Gross Pay | 1,477 |
| | -Supn | 220 |
| | -NI | 113 |
| Pensions | | 0 |
| Overtime | | 0 |
| Supply Cover | | 100 |
| Slippage | | (106) |
| Other Staff Costs | | 12 |
| TOTAL STAFF COSTS | | 6,532 |

PROPERTY COSTS

| | | |
|-----------------------------|--|-----------|
| Non Domestic Rates | | 12 |
| Energy Costs | | 0 |
| Unitary Charge | | 0 |
| Property Insurance | | 0 |
| Cleaning | | 16 |
| Metered Water | | 0 |
| Property Maintenance | | 4 |
| Other Property Costs | | 31 |
| TOTAL PROPERTY COSTS | | 63 |

SUPPLIES & SERVICES

| | | |
|--------------------------------------|--|------------|
| Catering | | 0 |
| Admin Insurance | | 0 |
| Other Supplies & Services | | 186 |
| TOTAL SUPPLIES & SERVICES | | 186 |

TRANSPORT COSTS

| | | |
|------------------------------|--|-----------|
| Travel & Subsistence | | 4 |
| Transport Insurance | | 0 |
| Car Allowances | | 43 |
| Contract Car Hire | | 0 |
| Vehicle Maintenance | | 0 |
| Pupil Transport | | 0 |
| Other Transport Costs | | 5 |
| TOTAL TRANSPORT COSTS | | 52 |

TRANSFER PAYMENTS

| | | |
|--|--|---|
| | | 0 |
|--|--|---|

THIRD PARTY PAYMENTS

| | | |
|-----------------------------------|--|--------------|
| Payments to Contractors | | 0 |
| Other Third Party Payments | | 1,290 |
| TOTAL THIRD PARTY PAYMENTS | | 1,290 |

SUPPORT SERVICES

| | | |
|-------------------------------|--|----------|
| Corporate Network | | 0 |
| Property Rental | | 0 |
| IST Recharge | | 0 |
| Central Support | | 0 |
| TOTAL SUPPORT SERVICES | | 0 |

CAPITAL FINANCING/CAPITAL CHARGE

| | | |
|--|--|---|
| | | 0 |
|--|--|---|

CFCR

| | | |
|--|--|---|
| | | 0 |
|--|--|---|

GROSS EXPENDITURE

| | | |
|--|--|-------|
| | | 8,123 |
|--|--|-------|

INCOME

| | | |
|-------------------------------|--|------------|
| Internal Recharges | | 0 |
| Other Grant Income/Subsidy | | 0 |
| Fees & Charges | | 546 |
| Contract Income/External Work | | 0 |
| GROSS INCOME | | 546 |

NET EXPENDITURE

| | | |
|--|--|-------|
| | | 7,577 |
|--|--|-------|

Education and Children's Services is committed to the provision of high quality early years education and childcare throughout Perth and Kinross.

The service operates an education philosophy based on innovation, improvement, inclusion and effective partnership which will raise standards of attainment and achievement for all young people.

Budgetary provision is made for 210 full-time and 2,100 part-time pupils in 47 nursery classes and nursery units, including the City of Perth Early Childhood Centre.

The nursery school is within the Devolved School Management Scheme.

Pre school education is delivered in nursery by staff teams including early years childhood practitioners and teachers.

Pre school education is also made through commissioned places provided by partner providers in the voluntary, private and independent sectors.

EDUCATION & CHILDREN'S SERVICES

DAY SCHOOLS - PRIMARY

| | 2013/14 FINAL BUDGET £'000 |
|---|-------------------------------------|
| STAFF COSTS | |
| Chief Officials | -Gross Pay 78 |
| | -Supn 14 |
| | -NI 9 |
| Single Status | -Gross Pay 2,750 |
| | -Supn 494 |
| | -NI 76 |
| Teachers | -Gross Pay 24,090 |
| | -Supn 3,601 |
| | -NI 1,904 |
| Pensions | 0 |
| Overtime | 0 |
| Supply Cover | 833 |
| Slippage | (533) |
| Other Staff Costs | 119 |
| TOTAL STAFF COSTS | 33,435 |
| PROPERTY COSTS | |
| Non Domestic Rates | 1,657 |
| Energy Costs | 0 |
| Unitary Charge | 2,978 |
| Property Insurance | 0 |
| Cleaning | 1,148 |
| Metered Water | 0 |
| Property Maintenance | 116 |
| Other Property Costs | 151 |
| TOTAL PROPERTY COSTS | 6,050 |
| SUPPLIES & SERVICES | |
| Catering | 0 |
| Admin Insurance | 0 |
| Other Supplies & Services | 1,108 |
| TOTAL SUPPLIES & SERVICES | 1,108 |
| TRANSPORT COSTS | |
| Travel & Subsistence | 3 |
| Transport Insurance | 0 |
| Car Allowances | 110 |
| Contract Car Hire | 0 |
| Vehicle Maintenance | 0 |
| Pupil Transport | 1,973 |
| Other Transport Costs | 0 |
| TOTAL TRANSPORT COSTS | 2,086 |
| TRANSFER PAYMENTS | 0 |
| THIRD PARTY PAYMENTS | |
| Payments to Contractors | 0 |
| Other Third Party Payments | 0 |
| TOTAL THIRD PARTY PAYMENTS | 0 |
| SUPPORT SERVICES | |
| Corporate Network | 0 |
| Property Rental | 0 |
| IST Recharge | 0 |
| Central Support | 0 |
| TOTAL SUPPORT SERVICES | 0 |
| CAPITAL FINANCING/CAPITAL CHARGE | 0 |
| CFCR | 0 |
| GROSS EXPENDITURE | 42,679 |
| INCOME | |
| Internal Recharges | 0 |
| Other Grant Income/Subsidy | 0 |
| Fees & Charges | 0 |
| Contract Income/External Work | 0 |
| GROSS INCOME | 0 |
| NET EXPENDITURE | 42,679 |

There are 71 primary schools and 4 all through primary and secondary schools. 2 primary schools are mothballed and have 0 pupils. Schools vary in pupil roll from 8 up to almost 500.

The service operates an education philosophy based on innovation, improvement and effective partnership which will raise standards of attainment and achievement for all young people.

The emphasis in primary schools is on improving learning, teaching and the curriculum to meet the needs of our pupils. All schools strive to raise attainment in literacy and numeracy through providing an appropriate broad and balanced curriculum. The main context for improving learning and teaching and developing the curriculum is Curriculum for Excellence; this is supported by national and local guidance for education 3-18.

Teachers working in primary schools on a full-time or part-time basis are supported by clerical staff, classroom assistants, early childhood practitioners, facility staff and supervisory staff. Planned opportunities for continuous professional development are available to all staff.

All primary schools are within the Devolved School Management Scheme.

EDUCATION & CHILDREN'S SERVICES

DAY SCHOOLS - SECONDARY

2013/14
FINAL
BUDGET
£'000

STAFF COSTS

| | | |
|--------------------------|------------|---------------|
| Chief Officials | -Gross Pay | 79 |
| | -Supn | 14 |
| | -NI | 9 |
| Single Status | -Gross Pay | 2,661 |
| | -Supn | 465 |
| | -NI | 138 |
| Teachers | -Gross Pay | 23,486 |
| | -Supn | 3,491 |
| | -NI | 1,927 |
| Pensions | | 0 |
| Overtime | | 0 |
| Supply Cover | | 597 |
| Slippage | | (587) |
| Other Staff Costs | | 107 |
| TOTAL STAFF COSTS | | 32,387 |

PROPERTY COSTS

| | |
|-----------------------------|---------------|
| Non Domestic Rates | 2,807 |
| Energy Costs | 0 |
| Unitary Charge | 11,673 |
| Property Insurance | 0 |
| Cleaning | 758 |
| Metered Water | 0 |
| Property Maintenance | 161 |
| Other Property Costs | 130 |
| TOTAL PROPERTY COSTS | 15,529 |

SUPPLIES & SERVICES

| | |
|--------------------------------------|--------------|
| Catering | 0 |
| Admin Insurance | 0 |
| Other Supplies & Services | 2,483 |
| TOTAL SUPPLIES & SERVICES | 2,483 |

TRANSPORT COSTS

| | |
|------------------------------|--------------|
| Travel & Subsistence | 1 |
| Transport Insurance | 0 |
| Car Allowances | 53 |
| Contract Car Hire | 0 |
| Vehicle Maintenance | 79 |
| Pupil Transport | 3,787 |
| Other Transport Costs | 4 |
| TOTAL TRANSPORT COSTS | 3,924 |

TRANSFER PAYMENTS

| | |
|--|---|
| | 0 |
|--|---|

THIRD PARTY PAYMENTS

| | |
|-----------------------------------|------------|
| Payments to Contractors | 0 |
| Other Third Party Payments | 649 |
| TOTAL THIRD PARTY PAYMENTS | 649 |

SUPPORT SERVICES

| | |
|-------------------------------|----------|
| Corporate Network | 0 |
| Property Rental | 0 |
| IST Recharge | 0 |
| Central Support | 0 |
| TOTAL SUPPORT SERVICES | 0 |

CAPITAL FINANCING/CAPITAL CHARGE

| | |
|--|-----|
| | 300 |
|--|-----|

CFCR

| | |
|--|---|
| | 0 |
|--|---|

GROSS EXPENDITURE

| | |
|--|--------|
| | 55,272 |
|--|--------|

INCOME

| | |
|-------------------------------|------------|
| Internal Recharges | 0 |
| Other Grant Income/Subsidy | 597 |
| Fees & Charges | 38 |
| Contract Income/External Work | 0 |
| GROSS INCOME | 635 |

NET EXPENDITURE

| | |
|--|--------|
| | 54,637 |
|--|--------|

There are 6 secondary schools and 4 all through (primary and secondary) schools. All of the schools have special provision, units or support systems which provide for pupils who have additional support needs.

The service maintains an educational philosophy based on self evaluation, continuous improvement and effective partnership working to raise standards of attainment and achievement for all young people.

All schools are actively involved in raising levels of attainment and providing opportunities for wider achievement within the context of the national policy on Curriculum for Excellence. The emphasis in secondary schools is on improving the quality of learning and teaching and providing an appropriate and flexible curriculum to meet the needs of all learners and ensure that young people can be successful learners, effective contributors, responsible citizens and confident individuals. This is supported by the development of specific policies and guidelines and opportunities for staff development.

Secondary school provision will continue to be enriched by work undertaken in the areas of enterprise, vocational, environmental and careers education so that skills for learning, life and work can be enhanced.

All secondary schools are within the Devolved School Management Scheme.

EDUCATION & CHILDREN'S SERVICES

SPECIAL SECTOR

| | 2013/14 FINAL BUDGET £'000 |
|--|-------------------------------------|
| STAFF COSTS | |
| Chief Officials | 0 |
| -Gross Pay | 0 |
| -Supn | 0 |
| -NI | 0 |
| Single Status | 3,209 |
| -Gross Pay | 578 |
| -Supn | 111 |
| -NI | 3,795 |
| Teachers | 565 |
| -Gross Pay | 305 |
| -Supn | 0 |
| -NI | 0 |
| Pensions | 0 |
| Overtime | 0 |
| Supply Cover | 321 |
| Slippage | (138) |
| Other Staff Costs | 28 |
| TOTAL STAFF COSTS | 8,774 |
| PROPERTY COSTS | |
| Non Domestic Rates | 46 |
| Energy Costs | 0 |
| Unitary Charge | 0 |
| Property Insurance | 0 |
| Cleaning | 63 |
| Metered Water | 0 |
| Property Maintenance | 10 |
| Other Property Costs | 35 |
| TOTAL PROPERTY COSTS | 154 |
| SUPPLIES & SERVICES | |
| Catering | 0 |
| Admin Insurance | 0 |
| Other Supplies & Services | 153 |
| TOTAL SUPPLIES & SERVICES | 153 |
| TRANSPORT COSTS | |
| Travel & Subsistence | 17 |
| Transport Insurance | 0 |
| Car Allowances | 30 |
| Contract Car Hire | 0 |
| Vehicle Maintenance | 0 |
| Pupil Transport | 838 |
| Other Transport Costs | 8 |
| TOTAL TRANSPORT COSTS | 893 |
| TRANSFER PAYMENTS | 0 |
| THIRD PARTY PAYMENTS | |
| Payments to Contractors | 0 |
| Other Third Party Payments | 2,709 |
| TOTAL THIRD PARTY PAYMENTS | 2,709 |
| SUPPORT SERVICES | |
| Corporate Network | 0 |
| Property Rental | 0 |
| IST Recharge | 0 |
| Central Support | 0 |
| TOTAL SUPPORT SERVICES | 0 |
| CAPITAL FINANCING/CAPITAL CHARGES | 297 |
| CFCR | 0 |
| GROSS EXPENDITURE | 12,980 |
| INCOME | |
| Internal Recharges | 0 |
| Other Grant Income/Subsidy | 0 |
| Fees & Charges | 51 |
| Contract Income/External Work | 0 |
| GROSS INCOME | 51 |
| NET EXPENDITURE | 12,929 |

Special Provision

Education and Children's Services is committed to a policy of including children and young people who have additional support needs within local schools wherever possible.

There are over 300 children and young people with additional support needs in specialist provision.

Provision is made for these children and young people within mainstream or designated nursery places, nursery schools, supported places in primary and secondary schools and special schools.

The fragmentation of pupil placement necessitates mobility of teaching and ancillary staff, adaptation of school buildings, staff development and a ready availability of technology aids and equipment.

Fairview School is a day special school. This school is within the Devolved School Management Scheme.

Education Psychology Service

The Education Psychology Service is a professional advisory and support service. Psychologists play a significant role in the assessment of children with additional support needs. The service works with children and young people from pre-school to post-school, and with their families. The service contributes to the professional development of teachers through providing training and through research contributes to the development of policy and practice. The service provides information and advice to parents, is responsible for providing reports to the Additional Support for Learning Panel and provides one of the main interfaces for education with Child and Community Health Services.

EDUCATION & CHILDREN'S SERVICES

CHILDREN AND FAMILIES SERVICES

| | | 2013/14 FINAL BUDGET £'000 |
|--|------------|-------------------------------------|
| STAFF COSTS | | |
| Chief Officials | -Gross Pay | 85 |
| | -Supn | 15 |
| | -NI | 8 |
| Single Status | -Gross Pay | 6,260 |
| | -Supn | 1,066 |
| | -NI | 441 |
| Teachers | -Gross Pay | 0 |
| | -Supn | 0 |
| | -NI | 0 |
| Pensions | | 0 |
| Overtime | | 12 |
| Supply Cover | | 46 |
| Slippage | | (126) |
| Other Staff Costs | | 56 |
| TOTAL STAFF COSTS | | 7,863 |
| PROPERTY COSTS | | |
| Non Domestic Rates | | 60 |
| Energy Costs | | 6 |
| Unitary Charge | | 0 |
| Property Insurance | | 0 |
| Cleaning | | 33 |
| Metered Water | | 0 |
| Property Maintenance | | 5 |
| Other Property Costs | | 33 |
| TOTAL PROPERTY COSTS | | 137 |
| SUPPLIES & SERVICES | | |
| Catering | | 0 |
| Admin Insurance | | 0 |
| Other Supplies & Services | | 379 |
| TOTAL SUPPLIES & SERVICES | | 379 |
| TRANSPORT COSTS | | |
| Travel & Subsistence | | 8 |
| Transport Insurance | | 0 |
| Car Allowances | | 102 |
| Contract Car Hire | | 5 |
| Vehicle Maintenance | | 0 |
| Pupil Transport | | 0 |
| Other Transport Costs | | 106 |
| TOTAL TRANSPORT COSTS | | 221 |
| TRANSFER PAYMENTS | | 13 |
| THIRD PARTY PAYMENTS | | |
| Payments to Contractors | | 0 |
| Other Third Party Payments | | 7,040 |
| TOTAL THIRD PARTY PAYMENTS | | 7,040 |
| SUPPORT SERVICES | | |
| Corporate Network | | 0 |
| Property Rental | | 0 |
| IST Recharge | | 0 |
| Central Support | | 0 |
| TOTAL SUPPORT SERVICES | | 0 |
| CAPITAL FINANCING/CAPITAL CHARGES | | 0 |
| CFCR | | 0 |
| GROSS EXPENDITURE | | 15,653 |
| INCOME | | |
| Internal Recharges | | 0 |
| Other Grant Income/Subsidy | | 0 |
| Fees & Charges | | 96 |
| Contract Income/External Work | | 0 |
| GROSS INCOME | | 96 |
| NET EXPENDITURE | | 15,557 |

This budget supports Children and Families Services.

The Council has a wide range of duties and responsibilities under statutory direction to safeguard and promote the welfare of children in the area who are in need; to promote the upbringing of such children by their families and to provide a range and level of services appropriate to these needs.

These services include:

- assessment of need
- duty system to deal with new referrals for support and advice
- protection of children and young people from abuse and neglect
- provision of services to meet assessed needs of children within early years
- support for children with disabilities, their parents and for those affected by disability
- services to Courts and Children's Hearings
- support programmes for children subject to Supervision Requirements
- foster care, permanency planning and adoption service for 'Looked after' children, including fulfilling responsibilities of the Adoption Agency
- residential care for looked after children
- commissioning of relevant services from the voluntary and independent sector
- Throughcare and Aftercare services
- lead on integrated Children's Services planning
- development of Corporate Parenting agenda

EDUCATION & CHILDREN'S SERVICES

BUSINESS & RESOURCE SERVICES

| | 2013/14 FINAL BUDGET £'000 |
|--|-------------------------------------|
| STAFF COSTS | |
| Chief Officials | -Gross Pay 277 |
| | -Supn 50 |
| | -NI 32 |
| Single Status | -Gross Pay 6,160 |
| | -Supn 1,045 |
| | -NI 393 |
| Teachers | -Gross Pay 0 |
| | -Supn 0 |
| | -NI 0 |
| Pensions | 317 |
| Overtime | 39 |
| Supply Cover | 26 |
| Slippage | (129) |
| Other Staff Costs | 112 |
| TOTAL STAFF COSTS | 8,322 |
| PROPERTY COSTS | |
| Non Domestic Rates | 8 |
| Energy Costs | 0 |
| Unitary Charge | 0 |
| Property Insurance | 442 |
| Cleaning | 0 |
| Metered Water | 0 |
| Property Maintenance | 0 |
| Other Property Costs | 56 |
| TOTAL PROPERTY COSTS | 506 |
| SUPPLIES & SERVICES | |
| Catering | 0 |
| Admin Insurance | 0 |
| Other Supplies & Services | 2,901 |
| TOTAL SUPPLIES & SERVICES | 2,901 |
| TRANSPORT COSTS | |
| Travel & Subsistence | 6 |
| Transport Insurance | 0 |
| Car Allowances | 91 |
| Contract Car Hire | 4 |
| Vehicle Maintenance | 3 |
| Pupil Transport | 0 |
| Other Transport Costs | 6 |
| TOTAL TRANSPORT COSTS | 110 |
| TRANSFER PAYMENTS | 60 |
| THIRD PARTY PAYMENTS | |
| Payments to Contractors | 0 |
| Other Third Party Payments | 238 |
| TOTAL THIRD PARTY PAYMENTS | 238 |
| SUPPORT SERVICES | |
| Corporate Network | 0 |
| Property Rental | 0 |
| IST Recharge | 0 |
| Central Support | 0 |
| TOTAL SUPPORT SERVICES | 0 |
| CAPITAL FINANCING/CAPITAL CHARGES | 64 |
| CFCR | 0 |
| GROSS EXPENDITURE | 12,201 |
| INCOME | |
| Internal Recharges | 148 |
| Other Grant Income/Subsidy | 0 |
| Fees & Charges | 231 |
| Contract Income/External Work | 0 |
| GROSS INCOME | 379 |
| NET EXPENDITURE | 11,822 |

Business & Resources Services

The Corporate Business Change Team provide corporate support for strategic planning, performance management, research and information, scrutiny and challenge, risk management and community planning.

The Team also provides a centre of expertise to support Services in Transformation, Programme and Project Management, Customer Focus and New Media. The Team support Services in developing change opportunities, appraising options, delivering business cases, managing projects, redesigning services, and realising benefits.

Business Services provide key support functions to front line services in ECS. These functions provide comprehensive support to pupils, parents, families and managers.

The Resource Management Team ensure that forward planning of the Service's property estate is carried out effectively and efficiently to provide buildings which are fit for the provision of modern public services. The Team also provides project support service to all establishments and lead on Business Continuity for the service.

The Finance Support Team support the Service in its financial responsibilities. This includes providing support with the Service's budget process and reporting the financial position. Processing payments and raising invoices to collect Service income including Fostercare Payments, Education Maintenance Allowance payments and collection of Music Tuition fees.

Management of the Janitorial Service and School Crossing Patrollers is also provided.

Contract Management support & guidance is also provided to managers.

As technology leader and business partner, IT has a crucial role in supporting the Council to ensure it's ICT infrastructure (including hardware, software, and information) is a business enabler. IT Supports the Council's drive for service improvement, generation of efficiencies and delivery of business transformation. At the same time it provides a responsive, cost-effective and reliable technology infrastructure to support front line service delivery through business focussed innovation and targeted investment.

EDUCATION & CHILDREN'S SERVICES

CATERING SERVICE

| | 2013/14 FINAL BUDGET £'000 |
|--|-------------------------------------|
| STAFF COSTS | |
| Chief Officials | -Gross Pay 0 |
| | -Supn 0 |
| | -NI 0 |
| Single Status | -Gross Pay 217 |
| | -Supn 39 |
| | -NI 7 |
| Teachers | -Gross Pay 0 |
| | -Supn 0 |
| | -NI 0 |
| Pensions | 0 |
| Overtime | 0 |
| Supply Cover | 0 |
| Slippage | (3) |
| Other Staff Costs | 0 |
| TOTAL STAFF COSTS | 260 |
| PROPERTY COSTS | |
| Non Domestic Rates | 3 |
| Energy Costs | 0 |
| Unitary Charge | 0 |
| Property Insurance | 0 |
| Cleaning | 0 |
| Metered Water | 0 |
| Property Maintenance | 0 |
| Other Property Costs | 98 |
| TOTAL PROPERTY COSTS | 101 |
| SUPPLIES & SERVICES | |
| Catering | 3,164 |
| Admin Insurance | 0 |
| Other Supplies & Services | 254 |
| TOTAL SUPPLIES & SERVICES | 3,418 |
| TRANSPORT COSTS | |
| Travel & Subsistence | 3 |
| Transport Insurance | 0 |
| Car Allowances | 3 |
| Contract Car Hire | 0 |
| Vehicle Maintenance | 0 |
| Pupil Transport | 0 |
| Other Transport Costs | 0 |
| TOTAL TRANSPORT COSTS | 6 |
| TRANSFER PAYMENTS | 0 |
| THIRD PARTY PAYMENTS | |
| Payments to Contractors | 1,194 |
| Other Third Party Payments | 7 |
| TOTAL THIRD PARTY PAYMENTS | 1,201 |
| SUPPORT SERVICES | |
| Corporate Network | 0 |
| Property Rental | 0 |
| IST Recharge | 0 |
| Central Support | 0 |
| TOTAL SUPPORT SERVICES | 0 |
| CAPITAL FINANCING/CAPITAL CHARGES | 0 |
| CFCR | 0 |
| GROSS EXPENDITURE | 4,986 |
| INCOME | |
| Internal Recharges | 0 |
| Other Grant Income/Subsidy | 0 |
| Fees & Charges | 2,696 |
| Contract Income/External Work | 0 |
| GROSS INCOME | 2,696 |
| NET EXPENDITURE | 2,290 |

The School Meals Service is managed by the Catering Support Team within Education and Children's Services. Delivery of the service is undertaken by our operational partners, Tayside Contracts.

The service includes provision of a lunchtime operation offering a variety of foods that meet the food and nutritional standards required for nursery, primary and secondary pupils. A cash cafeteria system operates in secondary schools where a range of healthier food choices are provided at both break and lunch times.

Support, advice and development are provided to a range of stakeholders in the delivery of appropriate and improving food services in accordance with both the requirements of the Schools (Health Promotion and Nutrition) (Scotland) Act 2007 and the new curriculum Health & Wellbeing outcomes.

Income detailed under charges represents monies collected from pupils and staff. The charges for 2013/14 for a standard meal are as follows:

| | |
|-----------|-------|
| Primary | £1.90 |
| Secondary | £2.05 |
| Adults | £2.90 |

Breakfast Club services operate in 19 schools.

EDUCATION & CHILDREN'S SERVICES

GRANTS AND INITIATIVES

| | 2013/14 FINAL BUDGET £'000 |
|--|-------------------------------------|
| STAFF COSTS | |
| Chief Officials | 0 |
| -Gross Pay | 0 |
| -Supn | 0 |
| -NI | 0 |
| Single Status | 459 |
| -Gross Pay | 83 |
| -Supn | 33 |
| -NI | 0 |
| Teachers | 237 |
| -Gross Pay | 37 |
| -Supn | 17 |
| -NI | 0 |
| Pensions | 0 |
| Overtime | 0 |
| Supply Cover | 0 |
| Slippage | 0 |
| Other Staff Costs | 0 |
| TOTAL STAFF COSTS | 866 |
| PROPERTY COSTS | |
| Non Domestic Rates | 0 |
| Energy Costs | 0 |
| Unitary Charge | 0 |
| Property Insurance | 0 |
| Cleaning | 0 |
| Metered Water | 0 |
| Property Maintenance | 0 |
| Other Property Costs | 0 |
| TOTAL PROPERTY COSTS | 0 |
| SUPPLIES & SERVICES | |
| Catering | 0 |
| Admin Insurance | 0 |
| Other Supplies & Services | 129 |
| TOTAL SUPPLIES & SERVICES | 129 |
| TRANSPORT COSTS | |
| Travel & Subsistence | 0 |
| Transport Insurance | 0 |
| Car Allowances | 12 |
| Contract Car Hire | 0 |
| Vehicle Maintenance | 0 |
| Pupil Transport | 0 |
| Other Transport Costs | 0 |
| TOTAL TRANSPORT COSTS | 12 |
| TRANSFER PAYMENTS | |
| | 0 |
| THIRD PARTY PAYMENTS | |
| Payments to Contractors | 0 |
| Other Third Party Payments | 10 |
| TOTAL THIRD PARTY PAYMENTS | 10 |
| SUPPORT SERVICES | |
| Corporate Network | 0 |
| Property Rental | 0 |
| IST Recharge | 0 |
| Central Support | 0 |
| TOTAL SUPPORT SERVICES | 0 |
| CAPITAL FINANCING/CAPITAL CHARGES | |
| | 0 |
| CFCR | |
| | 0 |
| GROSS EXPENDITURE | 1,017 |
| INCOME | |
| Internal Recharges | 0 |
| Other Grant Income/Subsidy | 702 |
| Fees & Charges | 0 |
| Contract Income/External Work | 0 |
| GROSS INCOME | 702 |
| NET EXPENDITURE | 315 |

Education and Children's Services receive a number of specific and special grants for particular initiatives. These include Active Schools, Youth Music, Gaelic Education and Education Maintenance Allowance.

Sportscotland provides funding to support the Active Schools initiative within Primary and Secondary Schools. This initiative supports the development of a national framework of professionals responsible for recruiting and developing volunteers, coaches, leaders and teachers to deliver physical activity before, during and after school as well as developing and building capacity in the wider community.

Funding is received from Creative Scotland for the Youth Music Initiative which provides all children the opportunity to access one year's free music tuition by the time they reach 16.

The Scottish Government provide funding to PKC to enable the teaching of the Gaelic Language or teaching other subjects in Gaelic.

Education Maintenance Allowance funding is provided by the Scottish Government for the purpose of providing means-tested financial support to encourage young people from low income households to remain in non advanced post compulsory education.

Funding is also received from various other organisations such as National Museums Scotland, NHS and the Local Action Fund. Funding from these and other funding providers enables the Service to deliver various activities including educational, health promotion, sports and cultural activities.

The net expenditure represents the Council's contribution towards projects part funded through Grants and the income budget for Gaelic held by the Chief Executive's Service.

EDUCATION & CHILDREN'S SERVICES

CULTURAL & COMMUNITY SERVICES

| | 2013/14 FINAL BUDGET £'000 |
|--|-------------------------------------|
| STAFF COSTS | |
| Chief Officials | -Gross Pay 78 |
| | -Supn 14 |
| | -NI 8 |
| Single Status | -Gross Pay 5,112 |
| | -Supn 910 |
| | -NI 305 |
| Teachers | -Gross Pay 660 |
| | -Supn 109 |
| | -NI 47 |
| Pensions | 0 |
| Overtime | 62 |
| Supply Cover | 24 |
| Slippage | (113) |
| Other Staff Costs | 19 |
| TOTAL STAFF COSTS | 7,235 |
| PROPERTY COSTS | |
| Non Domestic Rates | 318 |
| Energy Costs | 0 |
| Unitary Charge | 0 |
| Property Insurance | 0 |
| Cleaning | 144 |
| Metered Water | 0 |
| Property Maintenance | 13 |
| Other Property Costs | 1,504 |
| TOTAL PROPERTY COSTS | 1,979 |
| SUPPLIES & SERVICES | |
| Catering | 0 |
| Admin Insurance | 0 |
| Other Supplies & Services | 1,081 |
| TOTAL SUPPLIES & SERVICES | 1,081 |
| TRANSPORT COSTS | |
| Travel & Subsistence | 9 |
| Transport Insurance | 0 |
| Car Allowances | 94 |
| Contract Car Hire | 0 |
| Vehicle Maintenance | 107 |
| Pupil Transport | 6 |
| Other Transport Costs | 28 |
| TOTAL TRANSPORT COSTS | 244 |
| TRANSFER PAYMENTS | |
| | 0 |
| THIRD PARTY PAYMENTS | |
| Payments to Contractors | 0 |
| Other Third Party Payments | 5,327 |
| TOTAL THIRD PARTY PAYMENTS | 5,327 |
| SUPPORT SERVICES | |
| Corporate Network | 0 |
| Property Rental | 0 |
| IST Recharge | 0 |
| Central Support | 0 |
| TOTAL SUPPORT SERVICES | 0 |
| CAPITAL FINANCING/CAPITAL CHARGES | |
| | 0 |
| CFCR | |
| | 0 |
| GROSS EXPENDITURE | 15,866 |
| INCOME | |
| Internal Recharges | 0 |
| Other Grant Income/Subsidy | 0 |
| Fees & Charges | 660 |
| Contract Income/External Work | 0 |
| GROSS INCOME | 660 |
| NET EXPENDITURE | 15,206 |

Cultural and Community Services comprises Cultural Services, Sport and Active Recreation, and Community Learning and Development.

Community Learning and Development includes Adult and Family Learning, Youth Services, and community development and capacity building. Services provided include community based adult learning with literacy, numeracy and core skill programmes for adults; support work with parents and families; and work with young people to support their wider achievement and build confidence, capacity and life skills. The Community Capacity Building Team works in localities from Crieff, Kinross, Highland, Perth South, Fairfield/Muirton, Letham/Hillyland and Blairgowrie. Support to our more vulnerable young people and their families is provided through the Community Link Worker Team and the North Perth Integrated Schools Team.

Cultural Services includes libraries, arts development, museums and galleries, music tuition, archives and local studies. The Arts and Heritage Service is responsible for museums and galleries and collections of nationally recognised significance: Perth Museum and Art Gallery, the Fergusson Gallery and Alyth Museum. The Library Service operates 13 libraries across Perth and Kinross including the AK Bell Library, which houses Archives and Local Studies; and libraries based in our Community Campuses as well as a mobile library service operating 3 routes in rural areas. The Arts Development team offers development and lifelong learning opportunities in a range of arts disciplines and also supports local community arts and arts festivals. The Music Tuition Service delivers instrumental tuition in schools and supports young people through local orchestras and the Youth Music Initiative.

The Sports Development team works in partnership with local community sports clubs, schools and others to promote participation and performance in all aspects of sport across Perth and Kinross. The service delivers the Active Schools programme to increase participation and enjoyment of sport by children and young people in school and through extra-curricular activities. The Outdoor Education team provides a range of opportunities designed to increase access to, and enjoyment of, the unique natural environment. It also manages the Council's two Outdoor Centres at Blackwater and Kinloch Rannoch.

Cultural and Community Services also works in partnership with the two arms-length Trusts, Live Active Leisure and Horsecross Arts Ltd, and with Pitlochry Festival Theatre. These organisations deliver wider leisure and cultural provision across Perth and Kinross.

HOUSING & COMMUNITY CARE

SUMMARY

| | 2013/14 FINAL BUDGET £'000 |
|--|-------------------------------------|
| STAFF COSTS | |
| Chief Officials | 433 |
| -Gross Pay | 78 |
| -Supn | 48 |
| -NI | 48 |
| Single Status | 26,139 |
| -Gross Pay | 4,719 |
| -Supn | 1,670 |
| -NI | 1,670 |
| Teachers | 0 |
| -Gross Pay | 0 |
| -Supn | 0 |
| -NI | 0 |
| Pensions | 0 |
| Overtime | 93 |
| Other Staff Costs | 898 |
| Slippage | (633) |
| TOTAL STAFF COSTS | 33,445 |
| PROPERTY COSTS | |
| Non Domestic Rates | 138 |
| Energy Costs | 72 |
| Property Insurance | 3 |
| Cleaning | 135 |
| Metered Water | 11 |
| Property Maintenance | 486 |
| Other Property Costs | 2,224 |
| TOTAL PROPERTY COSTS | 3,069 |
| SUPPLIES & SERVICES | |
| Catering | 0 |
| Admin Insurance | 0 |
| Other Supplies & Services | 2,200 |
| TOTAL SUPPLIES & SERVICES | 2,200 |
| TRANSPORT COSTS | |
| Travel & Subsistence | 276 |
| Transport Insurance | 0 |
| Car Allowances | 758 |
| Contract Car Hire | 6 |
| Vehicle Maintenance | 6 |
| Other Transport Costs | 416 |
| TOTAL TRANSPORT COSTS | 1,462 |
| TRANSFER PAYMENTS | 43,723 |
| THIRD PARTY PAYMENTS | |
| Payments to Contractors | 0 |
| Other Third Party Payments | 48,447 |
| TOTAL THIRD PARTY PAYMENTS | 48,447 |
| SUPPORT SERVICES | |
| Corporate Network | 0 |
| Property Rental | 0 |
| IST Recharge | 155 |
| Housing Administration Recharge | 0 |
| TOTAL SUPPORT SERVICES | 155 |
| CAPITAL FINANCING/CAPITAL CHARGES | 81 |
| CFCR | 0 |
| GROSS EXPENDITURE | 132,582 |
| INCOME | |
| Internal Recharges | 1,723 |
| Other Grant Income/Subsidy | 37,689 |
| Fees & Charges | 15,562 |
| Resource Transfer | 5,539 |
| Contract Income/External Work | 0 |
| TOTAL INCOME | 60,513 |
| NET EXPENDITURE | 72,069 |

This page shows the summary budget for Housing & Community Care. Detailed information for Community Care and Housing (General Fund) is provided on the following pages.

Housing & Community Care's vision is:

We're committed to the council's aim that Perth & Kinross should be a vibrant, successful place where people can enjoy a safe, secure and healthy environment, and where they're nurtured and supported as individuals and communities.

Our five service objectives are:

- Provide more and better housing throughout Perth & Kinross.
- Help people to keep living in their own homes and leading lives that are acceptable to them and the community around them.
- Help communities to grow and individuals to develop so that people can live safely in strong, healthy communities.
- Look after homeless people, and vulnerable adults and families, with proper housing, support and protection.
- Spend our money wisely and provide the best service possible, in a way that involves everyone who either benefits or contributes.

We work with people who are disabled, in poor health, socially excluded or disadvantaged in other ways. We look after them as residents and tenants, make sure that they have access to high quality affordable housing, and help to rebuild communities. We also support vulnerable people who may be the victims of social inequality by helping and encouraging them to develop their own potential, take responsibility for their own welfare and to be independent.

Our work ranges from assessing people's needs and taking care of vulnerable individuals and families, to providing the necessary safeguards for people who may be a risk to themselves or others. We also administer housing and council tax benefits and offer advice in relation to improvements, repairs and adaptations for people who own their homes.

**HOUSING & COMMUNITY CARE
(COMMUNITY CARE)
OLDER PEOPLE**

| | 2013/14 FINAL BUDGET £'000 |
|--|-------------------------------------|
| STAFF COSTS | |
| Chief Officials | 0 |
| -Gross Pay | 0 |
| -Supn | 0 |
| -NI | 0 |
| Single Status | 11,128 |
| -Gross Pay | 2,015 |
| -Supn | 634 |
| -NI | 0 |
| Teachers | 0 |
| -Gross Pay | 0 |
| -Supn | 0 |
| -NI | 0 |
| Pensions | 0 |
| Overtime | 0 |
| Other Staff Costs | 0 |
| Slippage | (196) |
| TOTAL STAFF COSTS | 13,581 |
| PROPERTY COSTS | |
| Non Domestic Rates | 17 |
| Energy Costs | 4 |
| Property Insurance | 0 |
| Cleaning | 11 |
| Metered Water | 0 |
| Property Maintenance | 12 |
| Other Property Costs | 19 |
| TOTAL PROPERTY COSTS | 63 |
| SUPPLIES & SERVICES | |
| Catering | 0 |
| Admin Insurance | 0 |
| Other Supplies & Services | 460 |
| TOTAL SUPPLIES & SERVICES | 460 |
| TRANSPORT COSTS | |
| Travel & Subsistence | 160 |
| Transport Insurance | 0 |
| Car Allowances | 261 |
| Contract Car Hire | 3 |
| Vehicle Maintenance | 3 |
| Other Transport Costs | 42 |
| TOTAL TRANSPORT COSTS | 469 |
| TRANSFER PAYMENTS | 3 |
| THIRD PARTY PAYMENTS | |
| Payments to Contractors | 0 |
| Other Third Party Payments | 28,189 |
| TOTAL THIRD PARTY PAYMENTS | 28,189 |
| SUPPORT SERVICES | |
| Corporate Network | 0 |
| Property Rental | 0 |
| IST Recharge | 0 |
| Central Support | 0 |
| TOTAL SUPPORT SERVICES | 0 |
| CAPITAL FINANCING/CAPITAL CHARGES | 0 |
| CFCR | 0 |
| GROSS EXPENDITURE | 42,765 |
| INCOME | |
| Internal Recharges | 71 |
| Other Grant Income/Subsidy | 0 |
| Fees & Charges | 7,867 |
| Resource Transfer | 0 |
| TOTAL INCOME | 7,938 |
| NET EXPENDITURE | 34,827 |

As part of its Care in the Community strategy, Community Care provides a wide range of services for older people, including the following:-

Community Support Services

Locality Community Care teams support people to decide what they want to improve about their situation and the support they need to do so. This motivates people to achieve their potential by determining their own goals, and realising them through the support of the community, their families, and a range of Council and Voluntary Sector resources and services. Monitoring and reviewing change and risk is part of the process. Equipment and adaptations to the person's home environment to maintain independence is an integral part of the service. Where people are no longer able to remain at home, social workers work with them and their families to facilitate admission to an appropriate care home.

In addition Social Workers undertake supervision of private guardians and provide guardianship supervision for people being cared for under the Adults with Incapacity (Scotland) Act 2007.

Social Workers also act as Council Officers under the Adult Support and Protection (Scotland) Act 2007 and in partnership with other agencies and adults at risk of harm to ensure they are safe.

Care at Home

Care at home is provided through Reablement and Mainstream provision of personal care support to older people. Direct Payments play a significant part in ensuring that people have the independence to organise their own care and the support to engage in social and community activity where required.

Telecare

An ever increasing range of electronic and technical devices can be fitted and linked to a personal responder service to support independence at home and reduce the risk of harm.

Day Services / Opportunities

Day Centre Services are provided and commissioned in a number of centres across Perth and Kinross. This extends to the provision of transport to enable the attendance of the most frail and vulnerable. These centres play an important role in preventing isolation, promoting mental health and physical well-being and providing respite for carers. There is now a greater emphasis on introducing people to activities already taking place in the community and supporting individuals and small groups to decide how they want to spend their time, following the national agenda around personalisation.

Care Homes

The Service runs care homes in Perth, Aberfeldy and Auchterarder where people who can no longer live in their own home receive the support and care that they need. Care extends to the end of life in conjunction with the Community Nursing Service. People are supported to continue with their own interests as far as possible and relatives are welcome to play a part in their care if they wish. The service also purchases a significant number of care home placements from the private and voluntary sector.

**HOUSING & COMMUNITY CARE
(COMMUNITY CARE)
PEOPLE WITH A PHYSICAL OR SENSORY IMPAIRMENT**

**2013/14
FINAL
BUDGET
£'000**

| | |
|--|--------------|
| STAFF COSTS | |
| Chief Officials | 0 |
| -Gross Pay | 0 |
| -Supn | 0 |
| -NI | 0 |
| Single Status | 795 |
| -Gross Pay | 143 |
| -Supn | 56 |
| -NI | 0 |
| Teachers | 0 |
| -Gross Pay | 0 |
| -Supn | 0 |
| -NI | 0 |
| Pensions | 0 |
| Overtime | 0 |
| Other Staff Costs | 11 |
| Slippage | 0 |
| TOTAL STAFF COSTS | 1,005 |
| PROPERTY COSTS | |
| Non Domestic Rates | 16 |
| Energy Costs | 0 |
| Property Insurance | 1 |
| Cleaning | 4 |
| Metered Water | 0 |
| Property Maintenance | 0 |
| Other Property Costs | 28 |
| TOTAL PROPERTY COSTS | 49 |
| SUPPLIES & SERVICES | |
| Catering | 0 |
| Admin Insurance | 0 |
| Other Supplies & Services | 56 |
| TOTAL SUPPLIES & SERVICES | 56 |
| TRANSPORT COSTS | |
| Travel & Subsistence | 17 |
| Transport Insurance | 0 |
| Car Allowances | 0 |
| Contract Car Hire | 0 |
| Vehicle Maintenance | 0 |
| Other Transport Costs | 2 |
| TOTAL TRANSPORT COSTS | 19 |
| TRANSFER PAYMENTS | 0 |
| THIRD PARTY PAYMENTS | |
| Payments to Contractors | 0 |
| Other Third Party Payments | 1,420 |
| TOTAL THIRD PARTY PAYMENTS | 1,420 |
| SUPPORT SERVICES | |
| Corporate Network | 0 |
| Property Renta | 0 |
| IST Recharge | 0 |
| Central Support | 0 |
| TOTAL SUPPORT SERVICES | 0 |
| CAPITAL FINANCING/CAPITAL CHARGES | 0 |
| CFCR | 0 |
| GROSS EXPENDITURE | 2,549 |
| INCOME | |
| Internal Recharges | 0 |
| Other Grant Income/Subsidy | 0 |
| Fees & Charges | 455 |
| Resource Transfer | 0 |
| TOTAL INCOME | 455 |
| NET EXPENDITURE | 2,094 |

As part of its Care in the Community strategy, Community Care provides a wide range of services for people with a physical or sensory impairment, including the following:-

Community Support Services

Locality Community Care teams support people to decide what they want to improve about their situation and the support they need to do so. This motivates people to achieve their potential by determining their own goals, and realising them through the support of the community, their families, and a range of Council and Voluntary Sector resources. Monitoring and reviewing change and risk is part of the process as is the provision of adaptations to the person's home environment to maintain independence. Where people are no longer able to remain at home, social workers work with them and their families to facilitate admission to an appropriate care home.

People with sensory impairment received a similar service from the Perth and Kinross Society for the Blind and the Tayside Association for the Deaf, commissioned by the Council through Service Level Agreements.

Social Workers also act as Council Officers under the Adult Support and Protection (Scotland) Act 2007 and in partnership with other agencies deliver services to adults at risk of harm to ensure they are safe.

Care at Home

Care at home is provided through Reablement and Mainstream provision of personal care support to people with physical disability. Direct Payments play a significant part in ensuring that people have the independence to organise their own care and the support to engage in social and community activity where required.

Telecare

An ever increasing range of electronic and technical devices can be fitted and linked to a personal responder service to support independence at home and reduce the risk of harm.

Day Services / Opportunities

Day Centre Services are provided and commissioned in a number of centres across Perth and Kinross. This extends to the provision of transport to enable the attendance of the most frail and vulnerable. These centres play an important role in preventing isolation, promoting mental health and physical well-being and providing respite for carers. There is now a greater emphasis on introducing people to activities already taking place in the community and supporting individuals and small groups to decide how they want to spend their time following the national agenda around personalisation.

**HOUSING & COMMUNITY CARE
(COMMUNITY CARE)
PEOPLE WITH LEARNING DISABILITIES**

| | 2013/14 FINAL BUDGET £'000 |
|--|-------------------------------------|
| STAFF COSTS | |
| Chief Officials | 0 |
| -Gross Pay | 0 |
| -Supn | 0 |
| -NI | 0 |
| Single Status | 2,663 |
| -Gross Pay | 479 |
| -Supn | 158 |
| -NI | 0 |
| Teachers | 0 |
| -Gross Pay | 0 |
| -Supn | 0 |
| -NI | 0 |
| Pensions | 0 |
| Overtime | 0 |
| Other Staff Costs | 153 |
| Slippage | 0 |
| TOTAL STAFF COSTS | 3,453 |
| PROPERTY COSTS | |
| Non Domestic Rates | 2 |
| Energy Costs | 3 |
| Property Insurance | 0 |
| Cleaning | 17 |
| Metered Water | 0 |
| Property Maintenance | 5 |
| Other Property Costs | 58 |
| TOTAL PROPERTY COSTS | 85 |
| SUPPLIES & SERVICES | |
| Catering | 0 |
| Admin Insurance | 0 |
| Other Supplies & Services | 61 |
| TOTAL SUPPLIES & SERVICES | 61 |
| TRANSPORT COSTS | |
| Travel & Subsistence | 34 |
| Transport Insurance | 0 |
| Car Allowances | 28 |
| Contract Car Hire | 0 |
| Vehicle Maintenance | 0 |
| Other Transport Costs | 269 |
| TOTAL TRANSPORT COSTS | 331 |
| TRANSFER PAYMENTS | 0 |
| THIRD PARTY PAYMENTS | |
| Payments to Contractors | 0 |
| Other Third Party Payments | 10,392 |
| TOTAL THIRD PARTY PAYMENTS | 10,392 |
| SUPPORT SERVICES | |
| Corporate Network | 0 |
| Property Renta | 0 |
| IST Recharge | 0 |
| Central Support | 0 |
| TOTAL SUPPORT SERVICES | 0 |
| CAPITAL FINANCING/CAPITAL CHARGES | 0 |
| CFCR | 0 |
| GROSS EXPENDITURE | 14,322 |
| INCOME | |
| Internal Recharges | 0 |
| Other Grant Income/Subsidy | 0 |
| Fees & Charges | 747 |
| Resource Transfer | 0 |
| TOTAL INCOME | 747 |
| NET EXPENDITURE | 13,575 |

Social Work Assessment Staff work with service users and their carers/families to identify their needs and the support they require.

Day care provision, respite care and supported living and residential/nursing home provision for people who cannot live safely in their own homes is provided or purchased as appropriate by the Service. We also support people to access Direct payments.

Direct day service provision is provided through day opportunities teams. There is also a training and employment team. We also have a day care centre of excellence for those with very complex disabilities.

The direction of the service is currently informed by the development of a Charter for Learning Disabilities, completed in conjunction with users and carers.

The service also currently commissions a short break respite service.

**HOUSING & COMMUNITY CARE
(COMMUNITY CARE)
PEOPLE WITH MENTAL HEALTH NEEDS**

| | 2013/14 FINAL BUDGET £'000 |
|--|-------------------------------------|
| STAFF COSTS | |
| Chief Officials | 0 |
| -Gross Pay | 0 |
| -Supn | 0 |
| -NI | 0 |
| Single Status | 1,009 |
| -Gross Pay | 182 |
| -Supn | 72 |
| -NI | 0 |
| Teachers | 0 |
| -Gross Pay | 0 |
| -Supn | 0 |
| -NI | 0 |
| Pensions | 0 |
| Overtime | 0 |
| Other Staff Costs | 26 |
| Slippage | 0 |
| TOTAL STAFF COSTS | 1,289 |
| PROPERTY COSTS | |
| Non Domestic Rates | 1 |
| Energy Costs | 1 |
| Property Insurance | 0 |
| Cleaning | 1 |
| Metered Water | 0 |
| Property Maintenance | 0 |
| Other Property Costs | 68 |
| TOTAL PROPERTY COSTS | 71 |
| SUPPLIES & SERVICES | |
| Catering | 0 |
| Admin Insurance | 0 |
| Other Supplies & Services | 46 |
| TOTAL SUPPLIES & SERVICES | 46 |
| TRANSPORT COSTS | |
| Travel & Subsistence | 1 |
| Transport Insurance | 0 |
| Car Allowances | 13 |
| Contract Car Hire | 0 |
| Vehicle Maintenance | 1 |
| Other Transport Costs | 18 |
| TOTAL TRANSPORT COSTS | 33 |
| TRANSFER PAYMENTS | 0 |
| THIRD PARTY PAYMENTS | |
| Payments to Contractor: | 0 |
| Other Third Party Payments | 2,407 |
| TOTAL THIRD PARTY PAYMENTS | 2,407 |
| SUPPORT SERVICES | |
| Corporate Network | 0 |
| Property Renta | 0 |
| IST Recharge | 0 |
| Central Support | 0 |
| TOTAL SUPPORT SERVICES | 0 |
| CAPITAL FINANCING/CAPITAL CHARGES | 0 |
| CFCR | 0 |
| GROSS EXPENDITURE | 3,846 |
| INCOME | |
| Internal Recharges | 0 |
| Other Grant Income/Subsidy | 0 |
| Fees & Charges | 294 |
| Resource Transfer | 0 |
| TOTAL INCOME | 294 |
| NET EXPENDITURE | 3,552 |

Mental Health Social Work Services work in partnership with NHS Tayside in assessing need and providing support to people with a severe and/or enduring mental illness.

Social work professionals within the Mental Health Team are now based in 3 Community Mental Health Team locations throughout Perthshire – Coupar Angus (north), Crieff (south) and Perth City. Each Community Mental Health Team has a senior practitioner who manages the social work staff within the team. The senior practitioners are qualified mental health officers and are responsible for carrying out statutory duties in line with all relevant mental health legislation as well as managing staff.

Additionally, the service currently employs senior practitioners in old age psychiatry and learning disabilities.

Day care services are provided in conjunction with partner agencies throughout Perth & Kinross.

The Mental Health Assessment Care Management and Day Care Services are currently undergoing a period of review.

**HOUSING & COMMUNITY CARE
(COMMUNITY CARE)
SUPPORT SERVICES**

| | 2013/14 FINAL BUDGET £'000 |
|--|-------------------------------------|
| STAFF COSTS | |
| Chief Officials | 78 |
| -Gross Pay | 14 |
| -Supn | 8 |
| -NI | 8 |
| Single Status | 208 |
| -Gross Pay | 37 |
| -Supn | 20 |
| -NI | 20 |
| Teachers | 0 |
| -Gross Pay | 0 |
| -Supn | 0 |
| -NI | 0 |
| Pensions | 0 |
| Overtime | 0 |
| Other Staff Costs | 120 |
| Slippage | 0 |
| TOTAL STAFF COSTS | 485 |
| PROPERTY COSTS | |
| Non Domestic Rates | 0 |
| Energy Costs | 0 |
| Property Insurance | 0 |
| Cleaning | 0 |
| Metered Water | 0 |
| Property Maintenance | 0 |
| Other Property Costs | 0 |
| TOTAL PROPERTY COSTS | 0 |
| SUPPLIES & SERVICES | |
| Catering | 0 |
| Admin Insurance | 0 |
| Other Supplies & Services | 46 |
| TOTAL SUPPLIES & SERVICES | 46 |
| TRANSPORT COSTS | |
| Travel & Subsistence | 6 |
| Transport Insurance | 0 |
| Car Allowances | 0 |
| Contract Car Hire | 0 |
| Vehicle Maintenance | 0 |
| Other Transport Costs | 0 |
| TOTAL TRANSPORT COSTS | 6 |
| TRANSFER PAYMENTS | 0 |
| THIRD PARTY PAYMENTS | |
| Payments to Contractor | 0 |
| Other Third Party Payments | 146 |
| TOTAL THIRD PARTY PAYMENTS | 146 |
| SUPPORT SERVICES | |
| Corporate Network | 0 |
| Property Renta | 0 |
| IST Recharge | 0 |
| Central Support | 0 |
| TOTAL SUPPORT SERVICES | 0 |
| CAPITAL FINANCING/CAPITAL CHARGES | 0 |
| CFCR | 0 |
| GROSS EXPENDITURE | 683 |
| INCOME | |
| Internal Recharges | 0 |
| Other Grant Income/Subsidy | 0 |
| Fees & Charges | 130 |
| Resource Transfer | 5,539 |
| TOTAL INCOME | 5,669 |
| NET EXPENDITURE | (4,986) |

This section comprises Community Care Management and Resource Transfer Income.

Resource Transfer - As part of the process of transferring the balance of care from in-patient to care in the community NHS Tayside transferred resources to the Council. This allows the Council to commission alternative care and services to facilitate the resettlement of patients in the community. Most of the services funded by resource transfer are committed to funding professional staff, nursing home places and block contracts.

**HOUSING & COMMUNITY CARE
(COMMUNITY CARE)
PEOPLE WITH AN ADDICTION**

| | 2013/14 FINAL BUDGET £'000 |
|--|-------------------------------------|
| STAFF COSTS | |
| Chief Officials | 0 |
| -Gross Pay | 0 |
| -Supn | 0 |
| -NI | 0 |
| Single Status | 562 |
| -Gross Pay | 101 |
| -Supn | 42 |
| -NI | 0 |
| Teachers | 0 |
| -Gross Pay | 0 |
| -Supn | 0 |
| -NI | 0 |
| Pensions | 0 |
| Overtime | 0 |
| Other Staff Costs | 0 |
| Slippage | 0 |
| TOTAL STAFF COSTS | 705 |
| PROPERTY COSTS | |
| Non Domestic Rates | 17 |
| Energy Costs | 0 |
| Property Insurance | 0 |
| Cleaning | 10 |
| Metered Water | 0 |
| Property Maintenance | 0 |
| Other Property Costs | 65 |
| TOTAL PROPERTY COSTS | 92 |
| SUPPLIES & SERVICES | |
| Catering | 0 |
| Admin Insurance | 0 |
| Other Supplies & Services | 23 |
| TOTAL SUPPLIES & SERVICES | 23 |
| TRANSPORT COSTS | |
| Travel & Subsistence | 8 |
| Transport Insurance | 0 |
| Car Allowances | 8 |
| Contract Car Hire | 0 |
| Vehicle Maintenance | 2 |
| Other Transport Costs | 0 |
| TOTAL TRANSPORT COSTS | 18 |
| TRANSFER PAYMENTS | 1 |
| THIRD PARTY PAYMENTS | |
| Payments to Contractor | 0 |
| Other Third Party Payments | 45 |
| TOTAL THIRD PARTY PAYMENTS | 45 |
| SUPPORT SERVICES | |
| Corporate Network | 0 |
| Property Renta | 0 |
| IST Recharge | 0 |
| Central Support | 0 |
| TOTAL SUPPORT SERVICES | 0 |
| CAPITAL FINANCING/CAPITAL CHARGES | 0 |
| CFCR | 0 |
| GROSS EXPENDITURE | 884 |
| INCOME | |
| Internal Recharges | 39 |
| Other Grant Income/Subsidy | 0 |
| Fees & Charges | 280 |
| Resource Transfer | 0 |
| TOTAL INCOME | 319 |
| NET EXPENDITURE | 565 |

This section relates to the activities of the Drug and Alcohol team who provide a range of interventions for adults with complex substance misuse problems in close partnership with the Health Service Drug Problem and Alcohol Problem teams - also based in Highland House. Assessments of individual need as well as possible risk to children through Parental Substance misuse are undertaken, while direct support is offered through counselling, access to alternative therapies, motivational interviewing and advice and guidance. These are offered as part of a Care Plan or Care and Treatment plan for those requiring health and social care intervention. Over the next 12 months, the team will develop further services, particularly in relation to Community Detox, as they endeavour to move away from costly residential solutions for "the few" to more intensive, local solutions for those who require them.

**HOUSING & COMMUNITY CARE
(COMMUNITY CARE)
CRIMINAL JUSTICE SERVICES**

| | 2013/14 FINAL BUDGET £'000 |
|--|-------------------------------------|
| STAFF COSTS | |
| Chief Officials | 0 |
| -Gross Pay | 0 |
| -Supn | 0 |
| -NI | 0 |
| Single Status | 1,930 |
| -Gross Pay | 347 |
| -Supn | 142 |
| -NI | 0 |
| Teachers | 0 |
| -Gross Pay | 0 |
| -Supn | 0 |
| -NI | 0 |
| Pensions | 0 |
| Overtime | 1 |
| Other Staff Costs | 88 |
| Slippage | 0 |
| TOTAL STAFF COSTS | 2,508 |
| PROPERTY COSTS | |
| Non Domestic Rates | 31 |
| Energy Costs | 1 |
| Property Insurance | 2 |
| Cleaning | 11 |
| Metered Water | 0 |
| Property Maintenance | 0 |
| Other Property Costs | 113 |
| TOTAL PROPERTY COSTS | 158 |
| SUPPLIES & SERVICES | |
| Catering | 0 |
| Admin Insurance | 0 |
| Other Supplies & Services | 35 |
| TOTAL SUPPLIES & SERVICES | 35 |
| TRANSPORT COSTS | |
| Travel & Subsistence | 41 |
| Transport Insurance | 0 |
| Car Allowances | 0 |
| Contract Car Hire | 3 |
| Vehicle Maintenance | 0 |
| Other Transport Costs | 0 |
| TOTAL TRANSPORT COSTS | 44 |
| TRANSFER PAYMENTS | 0 |
| THIRD PARTY PAYMENTS | |
| Payments to Contractor | 0 |
| Other Third Party Payments | 205 |
| TOTAL THIRD PARTY PAYMENTS | 205 |
| SUPPORT SERVICES | |
| Corporate Network | 0 |
| Property Renta | 0 |
| IST Recharge | 0 |
| Central Support | 0 |
| TOTAL SUPPORT SERVICES | 0 |
| CAPITAL FINANCING/CAPITAL CHARGES | 0 |
| CFCR | 0 |
| GROSS EXPENDITURE | 2,950 |
| INCOME | |
| Internal Recharges | 41 |
| Other Grant Income/Subsidy | 1,563 |
| Fees & Charges | 907 |
| Contract Income/External Work | 0 |
| TOTAL INCOME | 2,511 |
| NET EXPENDITURE | 439 |

The Criminal Justice Services (CJS) is delivered by Perth & Kinross Council yet funded, in the main, through the Scottish Government (via the Tayside Criminal Justice Authority).

CJS provide a range of reports, assessments, advice and information to Courts and to the Parole Board as well as Supervision, Probation, Community Service and Supervised Attendance Orders. Recently these have been wrapped up into a single Community Payback sentence with the additional sanction of electronic monitoring for those who breach their orders (as per "Protecting Scotland's Communities"). Regular assessment of the needs of/risks posed by long term prisoners continue to play an important part in the work of Criminal Justice staff as does supervision of them in the community post-sentence.

Through the use of innovative yet robust approaches to offending behaviour and through the medium of close working partnerships CJS contributes significantly to improving the safety of communities.

Recent local developments such as the use of Structured Deferred Sentences for young people aged 16 to 21 (Right Track) are contributing directly to improved levels of compliance with orders.

Teams are located in St Martins House, St Catherine's Road and Perth and Castle Huntly Prisons. An integrated model of supervision provides a continuum of support and assessment throughout the teenage years and into adulthood for offenders with more complex needs.

The service has now been extended to include our Community Safety teams within the same line management structure to ensure greater synergies across the Council and its Community Safety partners.

HOUSING & COMMUNITY CARE
HOUSING (GENERAL FUND)
MANAGEMENT

| | 2013/14 FINAL BUDGET £'000 |
|--|-------------------------------------|
| STAFF COSTS | |
| Chief Officials -Gross Pay | 78 |
| -Supn | 14 |
| -NI | 8 |
| Single Status -Gross Pay | 0 |
| -Supn | 0 |
| -NI | 0 |
| Teachers -Gross Pay | 0 |
| -Supn | 0 |
| -NI | 0 |
| Pensions | 0 |
| Overtime | 0 |
| Other Staff Costs | 43 |
| Slippage | 0 |
| TOTAL STAFF COSTS | 143 |
| PROPERTY COSTS | |
| Non Domestic Rates | 0 |
| Energy Costs | 0 |
| Property Insurance | 0 |
| Cleaning | 0 |
| Metered Water | 0 |
| Property Maintenance | 0 |
| Other Property Costs | 0 |
| TOTAL PROPERTY COSTS | 0 |
| SUPPLIES & SERVICES | |
| Catering | 0 |
| Admin Insurance | 0 |
| Other Supplies & Services | 1 |
| TOTAL SUPPLIES & SERVICES | 1 |
| TRANSPORT COSTS | |
| Travel & Subsistence | 0 |
| Transport Insurance | 0 |
| Car Allowances | 1 |
| Contract Car Hire | 0 |
| Vehicle Maintenance | 0 |
| Other Transport Costs | 0 |
| TOTAL TRANSPORT COSTS | 1 |
| TRANSFER PAYMENTS | |
| | 0 |
| THIRD PARTY PAYMENTS | |
| Payments to Contractors | 0 |
| Other Third Party Payments | 417 |
| TOTAL THIRD PARTY PAYMENTS | 417 |
| SUPPORT SERVICES | |
| Corporate Network | 0 |
| Property Rental | 0 |
| IST Recharge | 0 |
| Housing Administration Recharge | 0 |
| TOTAL SUPPORT SERVICES | 0 |
| CAPITAL FINANCING/CAPITAL CHARGES | |
| | 0 |
| CFCR | |
| | 0 |
| GROSS EXPENDITURE | 562 |
| INCOME | |
| Internal Recharges | 50 |
| Other Grant Income Subsidy | 0 |
| Fees & Charges | 0 |
| Contract Income/External Work | 0 |
| TOTAL INCOME | 50 |
| NET EXPENDITURE | 512 |

This section covers the costs of the Housing Head of Service to the General Fund.

HOUSING & COMMUNITY CARE
HOUSING (GENERAL FUND)
BENEFITS ADMINISTRATION

| | 2013/14 FINAL BUDGET £'000 |
|--|-------------------------------------|
| STAFF COSTS | |
| Chief Officials | 0 |
| -Gross Pay | 0 |
| -Supn | 0 |
| -NI | 0 |
| Single Status | 865 |
| -Gross Pay | 156 |
| -Supn | 55 |
| -NI | 0 |
| Teachers | 0 |
| -Gross Pay | 0 |
| -Supn | 0 |
| -NI | 0 |
| Pensions | 0 |
| Overtime | 0 |
| Other Staff Costs | 0 |
| Slippage | 56 |
| TOTAL STAFF COSTS | 1,132 |
| PROPERTY COSTS | |
| Non Domestic Rates | 0 |
| Energy Costs | 0 |
| Property Insurance | 0 |
| Cleaning | 0 |
| Metered Water | 0 |
| Property Maintenance | 0 |
| Other Property Costs | 0 |
| TOTAL PROPERTY COSTS | 0 |
| SUPPLIES & SERVICES | |
| Catering | 0 |
| Admin Insurance | 0 |
| Other Supplies & Services | 31 |
| TOTAL SUPPLIES & SERVICES | 31 |
| TRANSPORT COSTS | |
| Travel & Subsistence | 0 |
| Transport Insurance | 0 |
| Car Allowances | 6 |
| Contract Car Hire | 0 |
| Vehicle Maintenance | 0 |
| Other Transport Costs | 0 |
| TOTAL TRANSPORT COSTS | 6 |
| TRANSFER PAYMENTS | 41,047 |
| THIRD PARTY PAYMENTS | |
| Payments to Contractors | 0 |
| Other Third Party Payments | 1 |
| TOTAL THIRD PARTY PAYMENTS | 1 |
| SUPPORT SERVICES | |
| Corporate Network | 0 |
| Property Rental | 0 |
| IST Recharge | 0 |
| Housing Administration Recharge | 0 |
| TOTAL SUPPORT SERVICES | 0 |
| CAPITAL FINANCING/CAPITAL CHARGES | 0 |
| CFCR | 0 |
| GROSS EXPENDITURE | 42,217 |
| INCOME | |
| Internal Recharges | 45 |
| Other Grant Income Subsidy | 35,791 |
| Fees & Charges | 0 |
| Contract Income/External Work | 0 |
| TOTAL INCOME | 35,836 |
| NET EXPENDITURE | 6,381 |

Benefits Administration comprises the following component elements:-

Housing Benefits & Council Tax Reduction Scheme

Housing Benefits has been the second largest increase in growth in any area of Social Security over the last decade. It is essential that a high degree of control is exercised to ensure that recipients are awarded their proper entitlement and that resources are targeted where most required.

The Exchequer makes a cash limited grant towards administration costs.

The management of Benefits is extremely complex and must be handled in a sympathetic, fair, yet firm manner, thus reflecting the obligation to the national and local taxpayer.

The UK Government's deficit reduction plans and Welfare Reform agenda brings radical and fundamental change to the Benefit system. This brings significant challenge and demand in terms of Benefit administration.

Appropriate systems and procedures have been put in place over recent years to minimise fraud and improve overpayments recovery.

HOUSING & COMMUNITY CARE
HOUSING (GENERAL FUND)
LOCAL TAXES

2013/14

**FINAL
BUDGET
£'000**

STAFF COSTS

| | | |
|--------------------------|------------|--------------|
| Chief Officials | -Gross Pay | 0 |
| | -Supn | 0 |
| | -NI | 0 |
| Single Status | -Gross Pay | 834 |
| | -Supn | 150 |
| | -NI | 54 |
| Teachers | -Gross Pay | 0 |
| | -Supn | 0 |
| | -NI | 0 |
| Pensions | | 0 |
| Overtime | | 17 |
| Other Staff Costs | | 14 |
| Slippage | | 0 |
| TOTAL STAFF COSTS | | 1,069 |

The Revenues (Local Taxes) Section is responsible for the billing of Council Tax (69,784 domestic properties) and Non-Domestic Rates (7,976 non-domestic properties), along with the collection and recovery of Council Tax, Non-Domestic Rates and Community Charge. A very high level of collection and recovery of Local Taxes is vital to the delivery of frontline Council services to the public.

PROPERTY COSTS

| | |
|-----------------------------|----------|
| Non Domestic Rates | 0 |
| Energy Costs | 0 |
| Property Insurance | 0 |
| Cleaning | 0 |
| Metered Water | 0 |
| Property Maintenance | 0 |
| Other Property Costs | 0 |
| TOTAL PROPERTY COSTS | 0 |

SUPPLIES & SERVICES

| | |
|--------------------------------------|------------|
| Catering | 0 |
| Admin Insurance | 0 |
| Other Supplies & Services | 198 |
| TOTAL SUPPLIES & SERVICES | 198 |

TRANSPORT COSTS

| | |
|------------------------------|----------|
| Travel & Subsistence | 0 |
| Transport Insurance | 0 |
| Car Allowances | 2 |
| Contract Car Hire | 0 |
| Vehicle Maintenance | 0 |
| Other Transport Costs | 0 |
| TOTAL TRANSPORT COSTS | 2 |

TRANSFER PAYMENTS

0

THIRD PARTY PAYMENTS

| | |
|-----------------------------------|-----------|
| Payments to Contractors | 0 |
| Other Third Party Payments | 28 |
| TOTAL THIRD PARTY PAYMENTS | 28 |

SUPPORT SERVICES

| | |
|---------------------------------|----------|
| Corporate Network | 0 |
| Property Rental | 0 |
| IST Recharge | 0 |
| Housing Administration Recharge | 0 |
| TOTAL SUPPORT SERVICES | 0 |

CAPITAL FINANCING/CAPITAL CHARGES

0

CFCR

0

GROSS EXPENDITURE

1,297

INCOME

| | |
|-------------------------------|------------|
| Internal Recharges | 48 |
| Other Grant Income Subsidy | 0 |
| Fees & Charges | 671 |
| Contract Income/External Work | 0 |
| TOTAL INCOME | 719 |

NET EXPENDITURE

578

HOUSING & COMMUNITY CARE
HOUSING (GENERAL FUND)
WELFARE RIGHTS

| | 2013/14 FINAL BUDGET £'000 |
|--|-------------------------------------|
| STAFF COSTS | |
| Chief Officials | 0 |
| -Gross Pay | 0 |
| -Supn | 0 |
| -NI | 0 |
| Single Status | 502 |
| -Gross Pay | 90 |
| -Supn | 35 |
| -NI | 0 |
| Teachers | 0 |
| -Gross Pay | 0 |
| -Supn | 0 |
| -NI | 0 |
| Pensions | 0 |
| Overtime | 0 |
| Other Staff Costs | 71 |
| Slippage | 0 |
| TOTAL STAFF COSTS | 698 |
| PROPERTY COSTS | |
| Non Domestic Rates | 0 |
| Energy Costs | 0 |
| Property Insurance | 0 |
| Cleaning | 0 |
| Metered Water | 0 |
| Property Maintenance | 0 |
| Other Property Costs | 0 |
| TOTAL PROPERTY COSTS | 0 |
| SUPPLIES & SERVICES | |
| Catering | 0 |
| Admin Insurance | 0 |
| Other Supplies & Services | 1 |
| TOTAL SUPPLIES & SERVICES | 1 |
| TRANSPORT COSTS | |
| Travel & Subsistence | 8 |
| Transport Insurance | 0 |
| Car Allowances | 0 |
| Contract Car Hire | 0 |
| Vehicle Maintenance | 0 |
| Other Transport Costs | 0 |
| TOTAL TRANSPORT COSTS | 8 |
| TRANSFER PAYMENTS | 593 |
| THIRD PARTY PAYMENTS | |
| Payments to Contractors | 0 |
| Other Third Party Payments | 0 |
| TOTAL THIRD PARTY PAYMENTS | 0 |
| SUPPORT SERVICES | |
| Corporate Network | 0 |
| Property Rental | 0 |
| IST Recharge | 0 |
| Housing Administration Recharge | 0 |
| TOTAL SUPPORT SERVICES | 0 |
| CAPITAL FINANCING/CAPITAL CHARGES | 0 |
| CFCR | 0 |
| GROSS EXPENDITURE | 1,300 |
| INCOME | |
| Internal Recharges | 0 |
| Other Grant Income Subsidy | 0 |
| Fees & Charges | 0 |
| Contract Income/External Work | 0 |
| TOTAL INCOME | 0 |
| NET EXPENDITURE | 1,300 |

The Welfare Rights Team provides free, confidential and impartial welfare rights advice, financial assessment and appeals representation service to the residents of Perth & Kinross.

A welfare rights service is fundamental to a fair Charging Policy and to preventing and alleviating poverty in our community.

The Welfare Rights Team generated £3.62 million within the local community in the year 2012/13.

Additionally, from April 2013, the administration of Crisis Grants and Community Care Grants, as part of the Scottish Welfare Fund, is also undertaken.

HOUSING & COMMUNITY CARE
HOUSING (GENERAL FUND)
COMMUNITY WARDENS

| | 2013/14 FINAL BUDGET £'000 |
|--|-------------------------------------|
| STAFF COSTS | |
| Chief Officials -Gross Pay | 0 |
| -Supn | 0 |
| -NI | 0 |
| Single Status -Gross Pay | 562 |
| -Supn | 101 |
| -NI | 39 |
| Teachers -Gross Pay | 0 |
| -Supn | 0 |
| -NI | 0 |
| Pensions | 0 |
| Overtime | 0 |
| Other Staff Costs | 49 |
| Slippage | 0 |
| TOTAL STAFF COSTS | 751 |
| PROPERTY COSTS | |
| Non Domestic Rates | 11 |
| Energy Costs | 2 |
| Property Insurance | 0 |
| Cleaning | 2 |
| Metered Water | 0 |
| Property Maintenance | 0 |
| Other Property Costs | 15 |
| TOTAL PROPERTY COSTS | 30 |
| SUPPLIES & SERVICES | |
| Catering | 0 |
| Admin Insurance | 0 |
| Other Supplies & Services | 35 |
| TOTAL SUPPLIES & SERVICES | 35 |
| TRANSPORT COSTS | |
| Travel & Subsistence | 0 |
| Transport Insurance | 0 |
| Car Allowances | 7 |
| Contract Car Hire | 0 |
| Vehicle Maintenance | 0 |
| Other Transport Costs | 0 |
| TOTAL TRANSPORT COSTS | 7 |
| TRANSFER PAYMENTS | |
| | 0 |
| THIRD PARTY PAYMENTS | |
| Payments to Contractors | 0 |
| Other Third Party Payments | 56 |
| TOTAL THIRD PARTY PAYMENTS | 56 |
| SUPPORT SERVICES | |
| Corporate Network | 0 |
| Property Rental | 0 |
| IST Recharge | 0 |
| Housing Administration Recharge | 0 |
| TOTAL SUPPORT SERVICES | 0 |
| CAPITAL FINANCING/CAPITAL CHARGES | |
| | 0 |
| CFCR | |
| | 0 |
| GROSS EXPENDITURE | 879 |
| INCOME | |
| Internal Recharges | 11 |
| Other Grant Income Subsidy | 0 |
| Fees & Charges | 6 |
| Contract Income/External Work | 0 |
| TOTAL INCOME | 17 |
| NET EXPENDITURE | 862 |

Safer Communities

The budget covers the provision of Anti Social Noise and Behaviour Services within Housing and Community Care.

The Investigations Team deals with anti social behaviour issues across all tenures and seeks appropriate solutions, working in partnership with other agencies. Three teams of Community Wardens in Letham/Hillyland, Muirton/North Muirton and Rattray act as the eyes and ears of the community, provide reassurance and work with partners to resolve issues.

HOUSING & COMMUNITY CARE SERVICES
HOUSING (GENERAL FUND)
SITES FOR TRAVELLING PEOPLE

| | 2013/14 FINAL BUDGET £'000 |
|--|-------------------------------------|
| STAFF COSTS | |
| Chief Officials -Gross Pay | 0 |
| -Supn | 0 |
| -NI | 0 |
| Single Status -Gross Pay | 20 |
| -Supn | 4 |
| -NI | 1 |
| Teachers -Gross Pay | 0 |
| -Supn | 0 |
| -NI | 0 |
| Pensions | 0 |
| Overtime | 0 |
| Other Staff Costs | 0 |
| Slippage | 0 |
| TOTAL STAFF COSTS | 25 |
| PROPERTY COSTS | |
| Non Domestic Rates | 0 |
| Energy Costs | 1 |
| Property Insurance | 0 |
| Cleaning | 0 |
| Metered Water | 0 |
| Property Maintenance | 2 |
| Other Property Costs | 2 |
| TOTAL PROPERTY COSTS | 5 |
| SUPPLIES & SERVICES | |
| Catering | 0 |
| Admin Insurance | 0 |
| Other Supplies & Services | 1 |
| TOTAL SUPPLIES & SERVICES | 1 |
| TRANSPORT COSTS | |
| Travel & Subsistence | 0 |
| Transport Insurance | 0 |
| Car Allowances | 0 |
| Contract Car Hire | 0 |
| Vehicle Maintenance | 0 |
| Other Transport Costs | 0 |
| TOTAL TRANSPORT COSTS | 0 |
| TRANSFER PAYMENTS | |
| | 0 |
| THIRD PARTY PAYMENTS | |
| Payments to Contractors | 0 |
| Other Third Party Payments | 0 |
| TOTAL THIRD PARTY PAYMENTS | 0 |
| SUPPORT SERVICES | |
| Corporate Network | 0 |
| Property Rental | 0 |
| IST Recharge | 0 |
| Housing Administration Recharge | 0 |
| TOTAL SUPPORT SERVICES | 0 |
| CAPITAL FINANCING/CAPITAL CHARGES | 32 |
| CFCR | 0 |
| GROSS EXPENDITURE | 63 |
| INCOME | |
| Internal Recharges | 0 |
| Other Grant Income Subsidy | 0 |
| Fees & Charges | 111 |
| Contract Income/External Work | 0 |
| TOTAL INCOME | 111 |
| NET EXPENDITURE | (48) |

Sites for Gypsy Travellers

This budget reflects the provision and management of travelling persons sites at Double Dykes, Perth and Bobbin Mill, Pitlochry. We employ a Gypsy Traveller Site Manager to manage the site at Double Dykes which has 20 chalets. The Bobbin Mill site has 6 and is managed by the North Area Housing Team.

HOUSING & COMMUNITY CARE
HOUSING (GENERAL FUND)
HOMELESSNESS

| | 2013/14 FINAL BUDGET £'000 |
|--|-------------------------------------|
| STAFF COSTS | |
| Chief Officials | 0 |
| -Gross Pay | 0 |
| -Supn | 0 |
| -NI | 0 |
| Single Status | 1,304 |
| -Gross Pay | 235 |
| -Supn | 87 |
| -NI | 0 |
| Teachers | 0 |
| -Gross Pay | 0 |
| -Supn | 0 |
| -NI | 0 |
| Pensions | 0 |
| Overtime | 75 |
| Other Staff Costs | 202 |
| Slippage | 0 |
| TOTAL STAFF COSTS | 1,903 |
| PROPERTY COSTS | |
| Non Domestic Rates | 6 |
| Energy Costs | 55 |
| Property Insurance | 0 |
| Cleaning | 60 |
| Metered Water | 11 |
| Property Maintenance | 467 |
| Other Property Costs | 1,776 |
| TOTAL PROPERTY COSTS | 2,375 |
| SUPPLIES & SERVICES | |
| Catering | 0 |
| Admin Insurance | 0 |
| Other Supplies & Services | 470 |
| TOTAL SUPPLIES & SERVICES | 470 |
| TRANSPORT COSTS | |
| Travel & Subsistence | 0 |
| Transport Insurance | 0 |
| Car Allowances | 16 |
| Contract Car Hire | 0 |
| Vehicle Maintenance | 0 |
| Other Transport Costs | 0 |
| TOTAL TRANSPORT COSTS | 16 |
| TRANSFER PAYMENTS | |
| | 0 |
| THIRD PARTY PAYMENTS | |
| Payments to Contractors | 0 |
| Other Third Party Payments | 274 |
| TOTAL THIRD PARTY PAYMENTS | 274 |
| SUPPORT SERVICES | |
| Corporate Network | 0 |
| Property Rental | 0 |
| IST Recharge | 0 |
| Housing Administration Recharge | 0 |
| TOTAL SUPPORT SERVICES | 0 |
| CAPITAL FINANCING/CAPITAL CHARGES | |
| | 49 |
| CFCR | |
| | 0 |
| GROSS EXPENDITURE | |
| | 5,087 |
| INCOME | |
| Internal Recharges | 29 |
| Other Grant Income Subsidy | 335 |
| Fees & Charges | 3,485 |
| Contract Income/External Work | 0 |
| TOTAL INCOME | 3,849 |
| NET EXPENDITURE | 1,238 |

This budget reflects the Council's statutory duty to provide a service to people who are homeless or threatened with homelessness. The Homeless Service assess approximately 1,000 homeless applications each year, provides a comprehensive advice and assistance service, manages a pool of 289 properties for use as temporary accommodation and provides a Resettlement Service to homeless people. In addition, the service provides a 24 hour emergency standby service and manages a 30 bedroomed supported hostel and an 8 bedroom supported hostel for families with young children.

Staff within the Homeless Service work closely with the Area Housing and Social Housing Access Teams to prevent homelessness and to ensure that tenants are offered the necessary support and assistance to sustain tenancies and are able to access affordable and well managed accommodation in the private sector. This work with the private sector includes administering the Rent Bond Guarantee Scheme, PKC Lets - a not for profit social housing lettings agency, and providing impartial advice to private landlords and tenants to resolve tenancy problems.

Tenancy sustainment and early intervention continue to be priorities for the service to prevent homelessness.

STRATEGY & SUPPORT

| | 2013/14 FINAL BUDGET £'000 |
|--|---|
| STAFF COSTS | |
| Chief Officials -Gross Pay | 277 |
| -Supn | 50 |
| -NI | 32 |
| Single Status -Gross Pay | 3,757 |
| -Supn | 679 |
| -NI | 275 |
| Teachers -Gross Pay | 0 |
| -Supn | 0 |
| -NI | 0 |
| Pensions | 0 |
| Overtime | 0 |
| Other Staff Costs | 121 |
| Slippage | (493) |
| TOTAL STAFF COSTS | 4,698 |
| PROPERTY COSTS | |
| Non Domestic Rates | 37 |
| Energy Costs | 5 |
| Property Insurance | 0 |
| Cleaning | 19 |
| Metered Water | 0 |
| Property Maintenance | 0 |
| Other Property Costs | 80 |
| TOTAL PROPERTY COSTS | 141 |
| SUPPLIES & SERVICES | |
| Catering | 0 |
| Admin Insurance | 0 |
| Other Supplies & Services | 736 |
| TOTAL SUPPLIES & SERVICES | 736 |
| TRANSPORT COSTS | |
| Travel & Subsistence | 1 |
| Transport Insurance | 0 |
| Car Allowances | 416 |
| Contract Car Hire | 0 |
| Vehicle Maintenance | 0 |
| Other Transport Costs | 85 |
| TOTAL TRANSPORT COSTS | 502 |
| TRANSFER PAYMENTS | 2,079 |
| THIRD PARTY PAYMENTS | |
| Payments to Contractors | 0 |
| Other Third Party Payments | 4,867 |
| TOTAL THIRD PARTY PAYMENTS | 4,867 |
| SUPPORT SERVICES | |
| Corporate Network | 0 |
| Property Rental | 0 |
| IST Recharge | 155 |
| Housing Administration Recharge | 0 |
| TOTAL SUPPORT SERVICES | 155 |
| CAPITAL FINANCING/CAPITAL CHARGES | 0 |
| CFCR | 0 |
| GROSS EXPENDITURE | 13,178 |
| INCOME | |
| Internal Recharges | 1,389 |
| Other Grant Income/Subsidy | 0 |
| Fees & Charges | 609 |
| Resource Transfer | 0 |
| TOTAL INCOME | 1,998 |
| NET EXPENDITURE | 11,180 |

Strategic commissioning and support services include the costs associated with centralised management and support services to enable frontline staff to effectively carry out statutory duties and deliver quality services directly to the public. This page summarises the budgets of the various teams within the two areas of Strategic Planning and Commissioning & Finance and Business Support:

Strategic Commissioning

This includes Planning & Policy, Strategic Commissioning and Community Regeneration.

Planning, Policy & Strategic Commissioning

Planning & Commissioning consists of two teams - Planning & Policy and Contracting & Commissioning – who deal with the preparation and production of strategies across the service and joint strategies, including the Joint Commissioning Plan, and the commissioning, tendering and contract monitoring of a range of commissioned services across Housing and Community Care. The strategic nature of the business involves joint working with the service and external partner organisations, private and third sectors.

Community Regeneration

The main budget element within Community Regeneration relates to the funding of private sector housing improvements and adaptations via the Private Sector Housing Grant. Customer and Community Engagement

Customer and Community Engagement

This includes supporting and developing tenant, service user and carer participation and engagement. It also includes supporting and managing the customer liaison/complaints and communications across the service.

Finance & Business Support

Finance & Support Services include a range of support services for Housing & Community Care. These services work together to provide the support infrastructure required to enable front line services to deliver quality services and make a positive difference to the lives of service users, carers and communities. In addition these services provide the capacity and expertise for Housing & Community Care improvement and transformational agendas to be delivered. The service areas which work together within Finance & Support Services are:

- Finance & Business Support
- Learning & Organisational Development
- Performance & Business Improvement

In addition the Head of Finance & Support Services also has the lead responsibility for the following Council Services:

- Local Taxes
- Housing Benefits and Council Tax Reduction Scheme
- Welfare Rights Service
- Procurement (see below)
- Customer Service Centre (see below)

Procurement

The team undertakes strategic procurement activity across the Council together with the implementation of e-procurement.

Customer Service Centre

Provides customers with one of the first points of telephone and e-mail contact with the Council and comprehensive customer services at the Customer Service Point in Pullar House.

THE ENVIRONMENT SERVICE

SUMMARY

| | 2013/14 FINAL BUDGET £'000 |
|--|-------------------------------------|
| STAFF COSTS | |
| Chief Officials | 511 |
| - Gross Pay | 92 |
| - Supn | 57 |
| - NI | 19,107 |
| Single Status | 3,442 |
| - Gross Pay | 1,336 |
| - Supn | 397 |
| - NI | 72 |
| Craft Workers | 27 |
| - Gross Pay | 0 |
| - Supn | 622 |
| - NI | (360) |
| Pensions | 1,246 |
| Overtime | 26,549 |
| Slippage | 26,549 |
| Other Staff Costs | 26,549 |
| TOTAL STAFF COSTS | 26,549 |
| PROPERTY COSTS | |
| Non Domestic Rates | 1,710 |
| Energy Costs | 4,758 |
| Property Insurance | 8 |
| Cleaning | 287 |
| Metered Water | 1,021 |
| Property Maintenance | 3,916 |
| Other Property Costs | 5,368 |
| TOTAL PROPERTY COSTS | 17,068 |
| SUPPLIES & SERVICES | |
| Catering | 0 |
| Admin Insurance | 152 |
| Other Supplies & Services | 15,389 |
| TOTAL SUPPLIES & SERVICES | 15,541 |
| TRANSPORT COSTS | |
| Travel & Subsistence | 89 |
| Transport Insurance | 0 |
| Car Allowances | 138 |
| Contract Car Hire | 177 |
| Vehicle Maintenance | 0 |
| Other Transport Costs | 6,809 |
| TOTAL TRANSPORT COSTS | 7,213 |
| TRANSFER PAYMENTS | |
| | 183 |
| THIRD PARTY PAYMENTS | |
| Payments to Contractors | 10,051 |
| Other Third Party Payments | 7,012 |
| TOTAL THIRD PARTY PAYMENTS | 17,063 |
| SUPPORT SERVICES | |
| Professional & Engineering Services | 2,434 |
| Admin Recharge | 3,404 |
| Central Support | 0 |
| TOTAL SUPPORT SERVICES | 5,838 |
| CAPITAL FINANCING/CAPITAL CHARGES | |
| | 426 |
| CFCR | |
| | 0 |
| GROSS EXPENDITURE | |
| | 89,881 |
| INCOME | |
| Capital | 721 |
| Internal Recharges | 14,328 |
| Other Grant Income/Subsidy | 401 |
| Fees & Charges | 13,537 |
| Contract Income/External Work | 928 |
| TOTAL INCOME | 29,915 |
| NET EXPENDITURE | |
| | 59,966 |

Through its Corporate and Community Plans, the Council has articulated a vision of ".....a confident and ambitious Perth & Kinross with a strong identity and clear outcomes that everyone works together to achieve. Our area will be vibrant and successful; a safe, secure and healthy environment; and a place where people and communities are nurtured and supported."

To translate this vision into reality and to sustain it The Environment Service's primary purpose is "to create a safe, secure and welcoming environment as the foundation on which a prosperous, sustainable and inclusive economy can be built."

Our Key Service Objectives are:

1. To promote sustainable development
2. To develop and support a thriving and inclusive economy and promote Perth & Kinross as a place to live, work and visit
3. To manage, maintain and enhance the public realm and provide safe and convenient access for all users
4. To protect and promote the health, safety and well being of communities
5. To provide efficient and effective service delivery

THE ENVIRONMENT SERVICE

PROFESSIONAL & ENGINEERING SERVICES

| | 2013/14 FINAL BUDGET £'000 |
|--|-------------------------------------|
| STAFF COSTS | |
| Chief Officials | 0 |
| - Gross Pay | 0 |
| - Supn | 0 |
| - NI | 0 |
| Single Status | 2,062 |
| - Gross Pay | 372 |
| - Supn | 156 |
| - NI | 0 |
| Craft Workers | 0 |
| - Gross Pay | 0 |
| - Supn | 0 |
| - NI | 0 |
| Pensions | 0 |
| Overtime | 56 |
| Slippage | 0 |
| Other Staff Costs | 62 |
| TOTAL STAFF COSTS | 2,708 |
| PROPERTY COSTS | |
| Non Domestic Rates | 0 |
| Energy Costs | 0 |
| Property Insurance | 0 |
| Cleaning | 2 |
| Metered Water | 0 |
| Property Maintenance | 0 |
| Other Property Costs | 47 |
| TOTAL PROPERTY COSTS | 49 |
| SUPPLIES & SERVICES | |
| Catering | 0 |
| Admin Insurance | 0 |
| Other Supplies & Services | 29 |
| TOTAL SUPPLIES & SERVICES | 29 |
| TRANSPORT COSTS | |
| Travel & Subsistence | 4 |
| Transport Insurance | 0 |
| Car Allowances | 25 |
| Contract Car Hire | 72 |
| Vehicle Maintenance | 0 |
| Other Transport Costs | 10 |
| TOTAL TRANSPORT COSTS | 111 |
| TRANSFER PAYMENTS | |
| | 0 |
| THIRD PARTY PAYMENTS | |
| Payments to Contractors | 0 |
| Other Third Party Payments | 2 |
| TOTAL THIRD PARTY PAYMENTS | 2 |
| SUPPORT SERVICES | |
| Professional & Engineering Services | 0 |
| Admin Recharge | 400 |
| Central Support | 0 |
| TOTAL SUPPORT SERVICES | 400 |
| CAPITAL FINANCING/CAPITAL CHARGES | |
| | 0 |
| CFCR | |
| | 0 |
| GROSS EXPENDITURE | 3,299 |
| INCOME | |
| Capital | 721 |
| Internal Recharges | 2,545 |
| Other Grant Income/Subsidy | 0 |
| Fees & Charges | 33 |
| Contract Income/External Work | 0 |
| TOTAL INCOME | 3,299 |
| NET EXPENDITURE | 0 |

Professional & Engineering Services accounts for staff costs and associated overheads of the Roads and Transport activities within The Environment Service.

The staff costs are summated on an individual basis within each Service cost centre to incorporate salaries, national insurance, superannuation, training, relocation, pensions and employment advertising.

The Property Costs budget includes a provision for rates, rents and maintenance. Rental costs incorporate a charge from Tayside Contracts in respect of Roads Service shared occupancy of the Blairgowrie Divisional Office and Dunkeld Office.

The Supplies and Services budget provides an allowance for software licenses and computer maintenance, office equipment, advertising and postages, etc.

Transport costs include provision for travel and subsistence, car allowances and contract hire charges.

The gross expenditure on this account is recovered through all activities of the service. The recoveries are shown under the income head.

THE ENVIRONMENT SERVICE

LOCAL ROADS

| | 2013/14 FINAL BUDGET £'000 |
|--|-------------------------------------|
| STAFF COSTS | |
| Chief Officials - Gross Pay | 0 |
| - Supn | 0 |
| - NI | 0 |
| Single Status - Gross Pay | 0 |
| - Supn | 0 |
| - NI | 0 |
| Craft Workers - Gross Pay | 0 |
| - Supn | 0 |
| - NI | 0 |
| Pensions | 0 |
| Overtime | 0 |
| Slippage | 0 |
| Other Staff Costs | 0 |
| TOTAL STAFF COSTS | 0 |
| PROPERTY COSTS | |
| Non Domestic Rates | 0 |
| Energy Costs | 0 |
| Property Insurance | 0 |
| Cleaning | 0 |
| Metered Water | 0 |
| Property Maintenance | 0 |
| Other Property Costs | 0 |
| TOTAL PROPERTY COSTS | 0 |
| SUPPLIES & SERVICES | |
| Catering | 0 |
| Admin Insurance | 0 |
| Other Supplies & Services | 26 |
| TOTAL SUPPLIES & SERVICES | 26 |
| TRANSPORT COSTS | |
| Travel & Subsistence | 0 |
| Transport Insurance | 0 |
| Car Allowances | 0 |
| Contract Car Hire | 0 |
| Vehicle Maintenance | 0 |
| Other Transport Costs | 0 |
| TOTAL TRANSPORT COSTS | 0 |
| TRANSFER PAYMENTS | |
| | 0 |
| THIRD PARTY PAYMENTS | |
| Payments to Contractors | 3,111 |
| Other Third Party Payments | 70 |
| TOTAL THIRD PARTY PAYMENTS | 3,181 |
| SUPPORT SERVICES | |
| Professional & Engineering Services | 1,305 |
| Admin Recharge | 0 |
| Central Support | 0 |
| TOTAL SUPPORT SERVICES | 1,305 |
| CAPITAL FINANCING/CAPITAL CHARGES | |
| | 124 |
| CFCR | |
| | 0 |
| GROSS EXPENDITURE | 4,636 |
| INCOME | |
| Capital | 0 |
| Internal Recharges | 0 |
| Other Grant Income/Subsidy | 0 |
| Fees & Charges | 505 |
| Contract Income/External Work | 0 |
| TOTAL INCOME | 505 |
| NET EXPENDITURE | 4,131 |

The Council has a legal duty to maintain the public road network in a safe condition. It is also important to maintain its asset value at minimum cost.

Structural maintenance covers reconstruction, resurfacing, surface dressing and similar preventative measures. It also includes maintenance expenditure on retaining walls and remedial earthworks to safeguard the integrity of the road infrastructure. The core works budget for Structural Maintenance is held in the Council's capital programme. The revenue budget meets the cost of inspection work and asset management planning.

Cyclic maintenance is the on-going work of cutting grass verges, cleaning out gullies, etc. Routine maintenance is the on-going work of patching, sweeping and cleansing, renewing road markings and traffic signs etc.

Traffic Engineering ensures the efficient and sustainable use of the road network through improved traffic management, speed reduction, traffic signing and road markings. It also helps to fund improvements to facilities for people with disabilities, cyclists and pedestrians.

Urban Traffic Control systems cover all traffic signals, pedestrian and cycle crossings throughout Perth and Kinross. Many of the costs are fixed by long-term maintenance agreements and also include site charges for electricity and telecommunications.

In addition to the statutory responsibility of properly maintaining the road network, the Service carries out a number of other statutory duties which include the supervisory requirements of the New Roads and Streetworks Act 1991 - co-ordination and inspection of road openings and duties relating to the management of the road network such as traffic orders, maintaining a list of public roads, etc.

THE ENVIRONMENT SERVICE

LIGHTING

| | 2013/14 FINAL BUDGET £'000 |
|--|-------------------------------------|
| STAFF COSTS | |
| Chief Officials - Gross Pay | 0 |
| - Supn | 0 |
| - NI | 0 |
| Single Status - Gross Pay | 0 |
| - Supn | 0 |
| - NI | 0 |
| Craft Workers - Gross Pay | 0 |
| - Supn | 0 |
| - NI | 0 |
| Pensions | 0 |
| Overtime | 0 |
| Slippage | 0 |
| Other Staff Costs | 33 |
| TOTAL STAFF COSTS | 33 |
| PROPERTY COSTS | |
| Non Domestic Rates | 0 |
| Energy Costs | 0 |
| Property Insurance | 0 |
| Cleaning | 0 |
| Metered Water | 0 |
| Property Maintenance | 0 |
| Other Property Costs | 0 |
| TOTAL PROPERTY COSTS | 0 |
| SUPPLIES & SERVICES | |
| Catering | 0 |
| Admin Insurance | 0 |
| Other Supplies & Services | 0 |
| TOTAL SUPPLIES & SERVICES | 0 |
| TRANSPORT COSTS | |
| Travel & Subsistence | 0 |
| Transport Insurance | 0 |
| Car Allowances | 0 |
| Contract Car Hire | 0 |
| Vehicle Maintenance | 0 |
| Other Transport Costs | 0 |
| TOTAL TRANSPORT COSTS | 0 |
| TRANSFER PAYMENTS | |
| | 0 |
| THIRD PARTY PAYMENTS | |
| Payments to Contractors | 349 |
| Other Third Party Payments | 1,180 |
| TOTAL THIRD PARTY PAYMENTS | 1,529 |
| SUPPORT SERVICES | |
| Professional & Engineering Services | 165 |
| Admin Recharge | 0 |
| Central Support | 0 |
| TOTAL SUPPORT SERVICES | 165 |
| CAPITAL FINANCING/CAPITAL CHARGES | |
| | 0 |
| CFCR | |
| | 0 |
| GROSS EXPENDITURE | 1,727 |
| INCOME | |
| Capital | 0 |
| Internal Recharges | 0 |
| Other Grant Income/Subsidy | 0 |
| Fees & Charges | 0 |
| Contract Income/External Work | 0 |
| TOTAL INCOME | 0 |
| NET EXPENDITURE | 1,727 |

The budget reflects the on-going policy of maintaining the level of service response time to repair faulty lamps throughout the Council area. Lighting improvements will result in reduced power maintenance costs per unit and is funded from the capital budget. The street lighting power budget is subject to a national contract.

THE ENVIRONMENT SERVICE

WINTER MAINTENANCE

| | 2013/14 FINAL BUDGET £'000 |
|--|-------------------------------------|
| STAFF COSTS | |
| Chief Officials - Gross Pay | 0 |
| - Supn | 0 |
| - NI | 0 |
| Single Status - Gross Pay | 0 |
| - Supn | 0 |
| - NI | 0 |
| Craft Workers - Gross Pay | 0 |
| - Supn | 0 |
| - NI | 0 |
| Pensions | 0 |
| Overtime | 0 |
| Slippage | 0 |
| Other Staff Costs | 0 |
| TOTAL STAFF COSTS | 0 |
| PROPERTY COSTS | |
| Non Domestic Rates | 0 |
| Energy Costs | 0 |
| Property Insurance | 0 |
| Cleaning | 0 |
| Metered Water | 0 |
| Property Maintenance | 0 |
| Other Property Costs | 0 |
| TOTAL PROPERTY COSTS | 0 |
| SUPPLIES & SERVICES | |
| Catering | 0 |
| Admin Insurance | 0 |
| Other Supplies & Services | 0 |
| TOTAL SUPPLIES & SERVICES | 0 |
| TRANSPORT COSTS | |
| Travel & Subsistence | 0 |
| Transport Insurance | 0 |
| Car Allowances | 0 |
| Contract Car Hire | 0 |
| Vehicle Maintenance | 0 |
| Other Transport Costs | 0 |
| TOTAL TRANSPORT COSTS | 0 |
| TRANSFER PAYMENTS | |
| | 0 |
| THIRD PARTY PAYMENTS | |
| Payments to Contractors | 3,317 |
| Other Third Party Payments | 0 |
| TOTAL THIRD PARTY PAYMENTS | 3,317 |
| SUPPORT SERVICES | |
| Professional & Engineering Services | 126 |
| Admin Recharge | 0 |
| Central Support | 0 |
| TOTAL SUPPORT SERVICES | 126 |
| CAPITAL FINANCING/CAPITAL CHARGES | |
| | 0 |
| CFCR | |
| | 0 |
| GROSS EXPENDITURE | 3,443 |
| INCOME | |
| Capital | 0 |
| Internal Recharges | 0 |
| Other Grant Income/Subsidy | 0 |
| Fees & Charges | 0 |
| Contract Income/External Work | 0 |
| TOTAL INCOME | 0 |
| NET EXPENDITURE | 3,443 |

A priority system of winter maintenance is adopted in accordance with approved Council Policy.

Winter maintenance is an "emergency" service and it has generally been accepted in the past that the Council will provide a stated level of service in response to weather conditions as approved each year prior to the start of Winter. The weather conditions themselves will then determine the operating costs incurred, and these may be more or less than the budget provision.

It is generally accepted that it can be difficult to budget accurately for a service which depends so much on the vagaries of the weather.

The Council operates an Ice Early Warning System and has started thermal mapping on the road network.

The Ice Early Warning System covers the whole Council area and in conjunction with improved weather forecasting systems, a consistent and more reliable service can now be provided.

THE ENVIRONMENT SERVICE

PUBLIC TRANSPORT UNIT

| | 2013/14 FINAL BUDGET £'000 |
|--|-------------------------------------|
| STAFF COSTS | |
| Chief Officials - Gross Pay | 0 |
| - Supn | 0 |
| - NI | 0 |
| Single Status - Gross Pay | 0 |
| - Supn | 0 |
| - NI | 0 |
| Craft Workers - Gross Pay | 0 |
| - Supn | 0 |
| - NI | 0 |
| Pensions | 0 |
| Overtime | 0 |
| Slippage | 0 |
| Other Staff Costs | 0 |
| TOTAL STAFF COSTS | 0 |
| PROPERTY COSTS | |
| Non Domestic Rates | 46 |
| Energy Costs | 4 |
| Property Insurance | 0 |
| Cleaning | 42 |
| Metered Water | 0 |
| Property Maintenance | 58 |
| Other Property Costs | 25 |
| TOTAL PROPERTY COSTS | 175 |
| SUPPLIES & SERVICES | |
| Catering | 0 |
| Admin Insurance | 0 |
| Other Supplies & Services | 30 |
| TOTAL SUPPLIES & SERVICES | 30 |
| TRANSPORT COSTS | |
| Travel & Subsistence | 0 |
| Transport Insurance | 0 |
| Car Allowances | 0 |
| Contract Car Hire | 0 |
| Vehicle Maintenance | 0 |
| Other Transport Costs | 0 |
| TOTAL TRANSPORT COSTS | 0 |
| TRANSFER PAYMENTS | 182 |
| THIRD PARTY PAYMENTS | |
| Payments to Contractors | 2,680 |
| Other Third Party Payments | 7 |
| TOTAL THIRD PARTY PAYMENTS | 2,687 |
| SUPPORT SERVICES | |
| Professional & Engineering Services | 466 |
| Admin Recharge | 0 |
| Central Support | 0 |
| TOTAL SUPPORT SERVICES | 466 |
| CAPITAL FINANCING/CAPITAL CHARGES | 0 |
| CFCR | 0 |
| GROSS EXPENDITURE | 3,540 |
| INCOME | |
| Capital | 0 |
| Internal Recharges | 0 |
| Other Grant Income/Subsidy | 0 |
| Fees & Charges | 994 |
| Contract Income/External Work | 0 |
| TOTAL INCOME | 994 |
| NET EXPENDITURE | 2,546 |

Payments are made to bus operators under subsidy agreements, the majority of which are the result of competitive tendering, for the provision of local bus services which the Council considers are socially necessary and which are not provided on a commercial basis. These subsidy agreements are operated in accordance with the requirements of the Transport Act 1985.

The government published the Transport (Scotland) Act 2001 providing Councils with additional duties & powers with regard to providing bus services. Meeting the demands of the new Act which recognises the key principle of best value will be a major challenge for the Public Transport Unit.

Transport Infrastructure

Provision is made within the Property Costs Head for expenditure on Bus Stops, Waiting Shelters and Blairgowrie Bus Station and within Supplies and Services for expenditure on Public Transport Information.

THE ENVIRONMENT SERVICE

FLOOD MITIGATION

| | 2013/14 FINAL BUDGET £'000 |
|--|-------------------------------------|
| STAFF COSTS | |
| Chief Officials - Gross Pay | 0 |
| - Supn | 0 |
| - NI | 0 |
| Single Status - Gross Pay | 0 |
| - Supn | 0 |
| - NI | 0 |
| Craft Workers - Gross Pay | 0 |
| - Supn | 0 |
| - NI | 0 |
| Pensions | 0 |
| Overtime | 0 |
| Slippage | 0 |
| Other Staff Costs | 0 |
| TOTAL STAFF COSTS | 0 |
| PROPERTY COSTS | |
| Non Domestic Rates | 0 |
| Energy Costs | 0 |
| Property Insurance | 0 |
| Cleaning | 0 |
| Metered Water | 0 |
| Property Maintenance | 0 |
| Other Property Costs | 0 |
| TOTAL PROPERTY COSTS | 0 |
| SUPPLIES & SERVICES | |
| Catering | 0 |
| Admin Insurance | 0 |
| Other Supplies & Services | 174 |
| TOTAL SUPPLIES & SERVICES | 174 |
| TRANSPORT COSTS | |
| Travel & Subsistence | 0 |
| Transport Insurance | 0 |
| Car Allowances | 0 |
| Contract Car Hire | 0 |
| Vehicle Maintenance | 0 |
| Other Transport Costs | 0 |
| TOTAL TRANSPORT COSTS | 0 |
| TRANSFER PAYMENTS | |
| | 0 |
| THIRD PARTY PAYMENTS | |
| Payments to Contractors | 0 |
| Other Third Party Payments | 285 |
| TOTAL THIRD PARTY PAYMENTS | 285 |
| SUPPORT SERVICES | |
| Professional & Engineering Services | 341 |
| Admin Recharge | 0 |
| Central Support | 0 |
| TOTAL SUPPORT SERVICES | 341 |
| CAPITAL FINANCING/CAPITAL CHARGES | |
| | 0 |
| CFCR | 0 |
| GROSS EXPENDITURE | 800 |
| INCOME | |
| Capital | 0 |
| Internal Recharges | 0 |
| Other Grant Income/Subsidy | 0 |
| Fees & Charges | 0 |
| Contract Income/External Work | 0 |
| TOTAL INCOME | 0 |
| NET EXPENDITURE | 800 |

Under the Flood Prevention (Scotland) Act 1961 the Council has a responsibility for the maintenance of flood defences. The budget contains the costs associated with the inspection of flood defences, subsequent maintenance costs, and the cleansing and repairing of watercourses to prevent flooding.

THE ENVIRONMENT SERVICE

PARKING SERVICES

| | 2013/14 FINAL BUDGET £'000 |
|--|-------------------------------------|
| STAFF COSTS | |
| Chief Officials | |
| - Gross Pay | 0 |
| - Supn | 0 |
| - NI | 0 |
| Single Status | |
| - Gross Pay | 437 |
| - Supn | 79 |
| - NI | 27 |
| Craft Workers | |
| - Gross Pay | 0 |
| - Supn | 0 |
| - NI | 0 |
| Pensions | 0 |
| Overtime | 21 |
| Slippage | 0 |
| Other Staff Costs | 0 |
| TOTAL STAFF COSTS | 564 |
| PROPERTY COSTS | |
| Non Domestic Rates | 337 |
| Energy Costs | 33 |
| Property Insurance | 0 |
| Cleaning | 52 |
| Metered Water | 22 |
| Property Maintenance | 5 |
| Other Property Costs | 661 |
| TOTAL PROPERTY COSTS | 1,110 |
| SUPPLIES & SERVICES | |
| Catering | 0 |
| Admin Insurance | 0 |
| Other Supplies & Services | 925 |
| TOTAL SUPPLIES & SERVICES | 925 |
| TRANSPORT COSTS | |
| Travel & Subsistence | 0 |
| Transport Insurance | 0 |
| Car Allowances | 0 |
| Contract Car Hire | 12 |
| Vehicle Maintenance | 0 |
| Other Transport Costs | 5 |
| TOTAL TRANSPORT COSTS | 17 |
| TRANSFER PAYMENTS | |
| | 0 |
| THIRD PARTY PAYMENTS | |
| Payments to Contractors | 0 |
| Other Third Party Payments | 100 |
| TOTAL THIRD PARTY PAYMENTS | 100 |
| SUPPORT SERVICES | |
| Professional & Engineering Services | 31 |
| Admin Recharge | 215 |
| Central Support | 0 |
| TOTAL SUPPORT SERVICES | 246 |
| CAPITAL FINANCING/CAPITAL CHARGES | |
| | 0 |
| CFCR | |
| GROSS EXPENDITURE | 2,962 |
| INCOME | |
| Capital | 0 |
| Internal Recharges | 0 |
| Other Grant Income/Subsidy | 0 |
| Fees & Charges | 3,037 |
| Contract Income/External Work | 0 |
| TOTAL INCOME | 3,037 |
| NET EXPENDITURE | (75) |

This budget provides for the associated operational costs of running and maintaining the Council's on-street and off-street parking facilities, offset by income generated from pay and display parking, parking permits and penalty charge notices.

The Council's approved policy for fixing parking charges is to:-

- a) ensure that the Parking Services Account is self-financing.
- b) restrict demand for limited road space at peak traffic periods.
- c) to help create favourable operating conditions for public transport.

The budget for Capital Financed from Current Revenue (CFCR) relates to expenditure on the improvement, upgrading and provision of car parks.

THE ENVIRONMENT SERVICE

ENVIRONMENT DIRECTORATE & SUPPORT

| | 2013/14 FINAL BUDGET £'000 |
|--|-------------------------------------|
| STAFF COSTS | |
| Chief Officials - Gross Pay | 511 |
| - Supn | 92 |
| - NI | 57 |
| Single Status - Gross Pay | 1,809 |
| - Supn | 326 |
| - NI | 125 |
| Craft Workers - Gross Pay | 0 |
| - Supn | 0 |
| - NI | 0 |
| Pensions | 0 |
| Overtime | 17 |
| Slippage | (328) |
| Other Staff Costs | 89 |
| TOTAL STAFF COSTS | 2,698 |
| PROPERTY COSTS | |
| Non Domestic Rates | 0 |
| Energy Costs | 0 |
| Property Insurance | 0 |
| Cleaning | 0 |
| Metered Water | 0 |
| Property Maintenance | 0 |
| Other Property Costs | 1 |
| TOTAL PROPERTY COSTS | 1 |
| SUPPLIES & SERVICES | |
| Catering | 0 |
| Admin Insurance | 44 |
| Other Supplies & Services | 459 |
| TOTAL SUPPLIES & SERVICES | 503 |
| TRANSPORT COSTS | |
| Travel & Subsistence | 4 |
| Transport Insurance | 0 |
| Car Allowances | 4 |
| Contract Car Hire | 84 |
| Vehicle Maintenance | 0 |
| Other Transport Costs | 28 |
| TOTAL TRANSPORT COSTS | 120 |
| TRANSFER PAYMENTS | 0 |
| THIRD PARTY PAYMENTS | |
| Payments to Contractors | 0 |
| Other Third Party Payments | 0 |
| TOTAL THIRD PARTY PAYMENTS | 0 |
| SUPPORT SERVICES | |
| Professional & Engineering Services | 0 |
| Admin Recharge | 0 |
| Central Support | 0 |
| TOTAL SUPPORT SERVICES | 0 |
| CAPITAL FINANCING/CAPITAL CHARGES | 0 |
| CFCR | 0 |
| GROSS EXPENDITURE | 3,322 |
| INCOME | |
| Capital | 0 |
| Internal Recharges | 3,294 |
| Other Grant Income/Subsidy | 0 |
| Fees & Charges | 12 |
| Contract Income/External Work | 6 |
| TOTAL INCOME | 3,312 |
| NET EXPENDITURE | 10 |

This budget comprises the costs associated with Senior Management and Support Services, which assist the effective operation of frontline staff carrying out statutory functions and delivering direct services to the public.

The Directorate manages the human, financial and physical resources, central to monitoring service performance and achieving value for money services. Support Services also deliver a centralised, co-ordinated, financial, administrative, secretarial and clerical support service.

The work of the Directorate and Administration section underpins the quality of service delivery by frontline staff within the Service.

The gross expenditure on this account is recovered across the Services activities by way of an internal recharge.

THE ENVIRONMENT SERVICE

WASTE STRATEGY

| | 2013/14 FINAL BUDGET £'000 |
|--|-------------------------------------|
| STAFF COSTS | |
| Chief Officials - Gross Pay | 0 |
| - Supn | 0 |
| - NI | 0 |
| Single Status - Gross Pay | 480 |
| - Supn | 86 |
| - NI | 37 |
| Craft Workers - Gross Pay | 0 |
| - Supn | 0 |
| - NI | 0 |
| Pensions | 0 |
| Overtime | 14 |
| Slippage | 0 |
| Other Staff Costs | 11 |
| TOTAL STAFF COSTS | 628 |
| PROPERTY COSTS | |
| Non Domestic Rates | 0 |
| Energy Costs | 0 |
| Property Insurance | 0 |
| Cleaning | 0 |
| Metered Water | 0 |
| Property Maintenance | 0 |
| Other Property Costs | 0 |
| TOTAL PROPERTY COSTS | 0 |
| SUPPLIES & SERVICES | |
| Catering | 0 |
| Admin Insurance | 0 |
| Other Supplies & Services | 300 |
| TOTAL SUPPLIES & SERVICES | 300 |
| TRANSPORT COSTS | |
| Travel & Subsistence | 0 |
| Transport Insurance | 0 |
| Car Allowances | 10 |
| Contract Car Hire | 0 |
| Vehicle Maintenance | 0 |
| Other Transport Costs | 0 |
| TOTAL TRANSPORT COSTS | 10 |
| TRANSFER PAYMENTS | |
| | 0 |
| THIRD PARTY PAYMENTS | |
| Payments to Contractors | 0 |
| Other Third Party Payments | 0 |
| TOTAL THIRD PARTY PAYMENTS | 0 |
| SUPPORT SERVICES | |
| Professional & Engineering Services | 0 |
| Admin Recharge | 139 |
| Central Support | 0 |
| TOTAL SUPPORT SERVICES | 139 |
| CAPITAL FINANCING/CAPITAL CHARGES | |
| CFCR | 0 |
| GROSS EXPENDITURE | 1,077 |
| INCOME | |
| Capital | 0 |
| Internal Recharges | 0 |
| Other Grant Income/Subsidy | 0 |
| Fees & Charges | 0 |
| Contract Income/External Work | 0 |
| TOTAL INCOME | 0 |
| NET EXPENDITURE | 1,077 |

The Waste Strategy account includes the professional and technical staff and their associated on-costs, required for the delivery of the Council's current Waste strategy, the development of a new 25 year Waste Plan, and the procurement of the Council's waste treatment and disposal requirements.

The statutory requirement to reduce the volume of waste going to landfill requires a significant investment in infrastructure through improved recycling centres and points, and kerbside recycling services. It also requires a focus on educating the public and business community and raising awareness of the problem of waste, via the message 'Reduce, Re-use, Recycle'.

The cleaning of offices (excluding Pullar House) is provided by the Environment Service.

THE ENVIRONMENT SERVICE

FLEET MANAGEMENT

| | 2013/14 FINAL BUDGET £'000 |
|--|-------------------------------------|
| STAFF COSTS | |
| Chief Officials - Gross Pay | 0 |
| - Supn | 0 |
| - NI | 0 |
| Single Status - Gross Pay | 0 |
| - Supn | 0 |
| - NI | 0 |
| Craft Workers - Gross Pay | 397 |
| - Supn | 72 |
| - NI | 27 |
| Pensions | 0 |
| Overtime | 35 |
| Slippage | 0 |
| Other Staff Costs | 2 |
| TOTAL STAFF COSTS | 533 |
| PROPERTY COSTS | |
| Non Domestic Rates | 29 |
| Energy Costs | 0 |
| Property Insurance | 0 |
| Cleaning | 0 |
| Metered Water | 0 |
| Property Maintenance | 0 |
| Other Property Costs | 0 |
| TOTAL PROPERTY COSTS | 29 |
| SUPPLIES & SERVICES | |
| Catering | 0 |
| Admin Insurance | 0 |
| Other Supplies & Services | 2,800 |
| TOTAL SUPPLIES & SERVICES | 2,800 |
| TRANSPORT COSTS | |
| Travel & Subsistence | 0 |
| Transport Insurance | 0 |
| Car Allowances | 0 |
| Contract Car Hire | 0 |
| Vehicle Maintenance | 0 |
| Other Transport Costs | 769 |
| TOTAL TRANSPORT COSTS | 769 |
| TRANSFER PAYMENTS | 0 |
| THIRD PARTY PAYMENTS | |
| Payments to Contractors | 0 |
| Other Third Party Payments | 162 |
| TOTAL THIRD PARTY PAYMENTS | 162 |
| SUPPORT SERVICES | |
| Professional & Engineering Services | 0 |
| Admin Recharge | 407 |
| Central Support | 0 |
| TOTAL SUPPORT SERVICES | 407 |
| CAPITAL FINANCING/CAPITAL CHARGES | 0 |
| CFCR | 0 |
| GROSS EXPENDITURE | 4,700 |
| INCOME | |
| Capital | 0 |
| Internal Recharges | 4,286 |
| Other Grant Income/Subsidy | 0 |
| Fees & Charges | 7 |
| Contract Income/External Work | 0 |
| TOTAL INCOME | 4,293 |
| NET EXPENDITURE | 407 |

The management of the Council's vehicle fleet includes procurement in accordance with European Community Directives and ensuring that all vehicles and plant are properly maintained throughout their working lives.

The majority of fleet acquisitions are financed through prudential borrowing although some vehicles are procured through contract vehicle hire arrangements due to their specialist nature. Vehicles and plant are serviced and repaired at Friarton Depot by a dedicated workforce. There are approximately 520 vehicles and trailers on the Council's fleet list ranging in size from car derived vans to minibuses and articulated lorries and some 1000 items of plant/equipment.

Vehicles are provided to customers for a fixed annual sum that includes all finance costs, servicing, repairs, road fund licence, insurance and MOTs. Each category of vehicle has a predetermined policy life that ensures replacement before the cost of repairs and maintenance becomes uneconomic.

The fleet account has arrangements with a number of external organisations to manage their vehicles and supply fuel.

THE ENVIRONMENT SERVICE

OPERATIONS

| | 2013/14 FINAL BUDGET £'000 |
|--|-------------------------------------|
| STAFF COSTS | |
| Chief Officials | 0 |
| - Gross Pay | 0 |
| - Supn | 0 |
| - NI | 0 |
| Single Status | 5,448 |
| - Gross Pay | 982 |
| - Supn | 310 |
| - NI | 0 |
| Craft Workers | 0 |
| - Gross Pay | 0 |
| - Supn | 0 |
| - NI | 0 |
| Pensions | 0 |
| Overtime | 388 |
| Slippage | 0 |
| Other Staff Costs | 655 |
| TOTAL STAFF COSTS | 7,783 |
| PROPERTY COSTS | |
| Non Domestic Rates | 256 |
| Energy Costs | 0 |
| Property Insurance | 0 |
| Cleaning | 0 |
| Metered Water | 0 |
| Property Maintenance | 20 |
| Other Property Costs | 65 |
| TOTAL PROPERTY COSTS | 341 |
| SUPPLIES & SERVICES | |
| Catering | 0 |
| Admin Insurance | 0 |
| Other Supplies & Services | 5,993 |
| TOTAL SUPPLIES & SERVICES | 5,993 |
| TRANSPORT COSTS | |
| Travel & Subsistence | 0 |
| Transport Insurance | 0 |
| Car Allowances | 0 |
| Contract Car Hire | 0 |
| Vehicle Maintenance | 0 |
| Other Transport Costs | 4,350 |
| TOTAL TRANSPORT COSTS | 4,350 |
| TRANSFER PAYMENTS | |
| | 0 |
| THIRD PARTY PAYMENTS | |
| Payments to Contractors | 1 |
| Other Third Party Payments | 135 |
| TOTAL THIRD PARTY PAYMENTS | 136 |
| SUPPORT SERVICES | |
| Professional & Engineering Services | 0 |
| Admin Recharge | 789 |
| Central Support | 0 |
| TOTAL SUPPORT SERVICES | 789 |
| CAPITAL FINANCING/CAPITAL CHARGES | |
| CFCR | 0 |
| GROSS EXPENDITURE | 19,392 |
| INCOME | |
| Capital | 0 |
| Internal Recharges | 915 |
| Other Grant Income/Subsidy | 0 |
| Fees & Charges | 1,486 |
| Contract Income/External Work | 0 |
| TOTAL INCOME | 2,401 |
| NET EXPENDITURE | 16,991 |

The Service collects refuse from in excess of 67,000 domestic premises of which 61,000 houses now use wheelie bins. The majority of households now have access to a kerbside recycling service, where they can deposit cans, cardboard, plastic, paper, as well as food and garden waste.

The Waste Management section transports waste from 3 transfer stations and 8 recycling centres to treatment and disposal facilities. The Council handles around 100,000 tonnes of waste each year. The section also manages the Council's waste disposal contract with SITA at Binn Landfill Site, and also other waste contracts for green waste, mixed recyclable waste, glass etc. The section is also responsible for the environmental monitoring of all closed landfill sites.

The street cleansing service ensures that approximately 2,000 miles (3,200km) of urban streets and rural roads are kept clean. The quality of this service is monitored by supervisors and externally verified by officers from other Local Authorities in accordance with the Local Environment Audit Management Systems (LEAMS) arrangements monitored by the Keep Scotland Beautiful Group who have developed a series of performance indicators based on the Code of Practice for litter and refuse.

The public conveniences owned by Perth and Kinross Council are currently cleaned and attended by the Council's own workforce, providing a valued service for tourists and local residents. The implementation of an improvement programme has ensured that high quality facilities are provided in key locations throughout the Council area and that there are over 25 Comfort Scheme Partnerships, where local businesses allow public use of their own toilets. A charge of 30p per visit is currently levied for attended toilets.

Operations are also involved in maintaining, sustaining and enhancing the Parks and Open Spaces network for local residents, tourists, and businesses. The portfolio comprises a large number of parks, gardens and open spaces, school grounds, play areas, and associated facilities that play a central role in achieving health, environmental, social and economic benefits for the area. Staff ensure programmes of work are prepared and monitored, quality targets are achieved and inventories of site details are maintained.

THE ENVIRONMENT SERVICE

OTHER OPERATIONAL ACTIVITIES

| | 2013/14 FINAL BUDGET £'000 |
|--|-------------------------------------|
| STAFF COSTS | |
| Chief Officials - Gross Pay | 0 |
| - Supn | 0 |
| - NI | 0 |
| Single Status - Gross Pay | 234 |
| - Supn | 43 |
| - NI | 16 |
| Craft Workers - Gross Pay | 0 |
| - Supn | 0 |
| - NI | 0 |
| Pensions | 0 |
| Overtime | 10 |
| Slippage | 0 |
| Other Staff Costs | 15 |
| TOTAL STAFF COSTS | 318 |
| PROPERTY COSTS | |
| Non Domestic Rates | 9 |
| Energy Costs | 0 |
| Property Insurance | 0 |
| Cleaning | 0 |
| Metered Water | 0 |
| Property Maintenance | 0 |
| Other Property Costs | 0 |
| TOTAL PROPERTY COSTS | 9 |
| SUPPLIES & SERVICES | |
| Catering | 0 |
| Admin Insurance | 0 |
| Other Supplies & Services | 755 |
| TOTAL SUPPLIES & SERVICES | 755 |
| TRANSPORT COSTS | |
| Travel & Subsistence | 0 |
| Transport Insurance | 0 |
| Car Allowances | 1 |
| Contract Car Hire | 0 |
| Vehicle Maintenance | 0 |
| Other Transport Costs | 1,463 |
| TOTAL TRANSPORT COSTS | 1,464 |
| TRANSFER PAYMENTS | |
| | 0 |
| THIRD PARTY PAYMENTS | |
| Payments to Contractors | 0 |
| Other Third Party Payments | 0 |
| TOTAL THIRD PARTY PAYMENTS | 0 |
| SUPPORT SERVICES | |
| Professional & Engineering Services | 0 |
| Admin Recharge | 21 |
| Central Support | 0 |
| TOTAL SUPPORT SERVICES | 21 |
| CAPITAL FINANCING/CAPITAL CHARGES | |
| | 0 |
| CFCR | |
| | 0 |
| GROSS EXPENDITURE | 2,567 |
| INCOME | |
| Capital | 0 |
| Internal Recharges | 2,287 |
| Other Grant Income/Subsidy | 0 |
| Fees & Charges | 13 |
| Contract Income/External Work | 0 |
| TOTAL INCOME | 2,300 |
| NET EXPENDITURE | 267 |

In addition to the core activities delivered by the Operations & Fleet Management division a number of smaller activities are also carried out. These include a central store, provision of bulk fuel, a professional training team covering the core operational requirements of over 350 staff based at Friarton, a courier service and stair cleaning for Housing.

THE ENVIRONMENT SERVICE

REGULATION

| | 2013/14 FINAL BUDGET £'000 |
|--|-------------------------------------|
| STAFF COSTS | |
| Chief Officials | 0 |
| - Gross Pay | 0 |
| - Supn | 0 |
| - NI | 0 |
| Single Status | 1,212 |
| - Gross Pay | 218 |
| - Supn | 96 |
| - NI | 0 |
| Craft Workers | 0 |
| - Gross Pay | 0 |
| - Supn | 0 |
| - NI | 0 |
| Pensions | 0 |
| Overtime | 2 |
| Slippage | 0 |
| Other Staff Costs | 57 |
| TOTAL STAFF COSTS | 1,585 |
| PROPERTY COSTS | |
| Non Domestic Rates | 7 |
| Energy Costs | 0 |
| Property Insurance | 0 |
| Cleaning | 0 |
| Metered Water | 0 |
| Property Maintenance | 0 |
| Other Property Costs | 17 |
| TOTAL PROPERTY COSTS | 24 |
| SUPPLIES & SERVICES | |
| Catering | 0 |
| Admin Insurance | 0 |
| Other Supplies & Services | 385 |
| TOTAL SUPPLIES & SERVICES | 385 |
| TRANSPORT COSTS | |
| Travel & Subsistence | 0 |
| Transport Insurance | 0 |
| Car Allowances | 33 |
| Contract Car Hire | 1 |
| Vehicle Maintenance | 0 |
| Other Transport Costs | 35 |
| TOTAL TRANSPORT COSTS | 69 |
| TRANSFER PAYMENTS | |
| | 0 |
| THIRD PARTY PAYMENTS | |
| Payments to Contractors | 56 |
| Other Third Party Payments | 299 |
| TOTAL THIRD PARTY PAYMENTS | 355 |
| SUPPORT SERVICES | |
| Professional & Engineering Services | 0 |
| Admin Recharge | 211 |
| Central Support | 0 |
| TOTAL SUPPORT SERVICES | 211 |
| CAPITAL FINANCING/CAPITAL CHARGES | |
| | 0 |
| CFCR | |
| | 0 |
| GROSS EXPENDITURE | 2,629 |
| INCOME | |
| Capital | 0 |
| Internal Recharges | 221 |
| Other Grant Income/Subsidy | 346 |
| Fees & Charges | 81 |
| Contract Income/External Work | 0 |
| TOTAL INCOME | 648 |
| NET EXPENDITURE | 1,981 |

The Environmental Health function encompasses many aspects of safety, health and welfare including general public health and housing and control of pests. Many of the concerns the public may have in respect of their living or working environment are dealt with by this team. Additionally, several aspects of pollution control fall within the remit of this team, mainly noise and air pollution. The service is responsible for issuing licences in relation to animal welfare in connection with riding establishments, pet shops, dangerous wild animals and zoos. Other licensing functions include the issuing of caravan site licences and dealing with high profile national events such as T in the Park.

A major function of this Service is the enforcement of housing standards and the administration of the Council's Housing Scheme of Assistance.

The Dog Control and Welfare Service deals with the education and enforcement of legislation relating to stray dogs, dog fouling, dog barking and dangerous dogs.

The Pollution section is primarily concerned with several aspects of pollution control and monitoring namely air quality and pollution, noise control, contaminated land, agricultural spraying and spreading.

The Food Safety Service deals with the enforcement of food safety legislation in the fields of food hygiene, food standards and composition, consumer protection and communicable disease control. All food premises in Perth & Kinross are included in a food hygiene inspection programme which ensures that they are visited in a risk-based frequency.

The ultimate aim of the Service is to reduce the risk of food poisoning through the encouragement of sound food safety management practices and the provision of food stuffs that meet all relevant legal standards.

The Health and Safety Service deals with the enforcement of health and safety legislation in the workplace through programmed inspections of those businesses presenting the highest risk to employees or other persons.

Trading Standards is responsible for implementing the Council's statutory role in enforcing legislation within the sphere of consumer protection. The legislation, is aimed at protecting citizens and ensuring a fair and equitable trading environment in which businesses can succeed.

Fair trading legislation is designed to protect consumers from falsely described goods and services, implements pricing controls and regulates credit activities.

Metrology covers all aspects of trade relating to the weighing and measuring of goods. Safety legislation is designed to control the supply and storage of unsafe goods and commodities such as petroleum and explosives. Legislation relating to quality standards ensures that eggs, fertilisers and animal feeding stuffs are supplied in accordance with the prescribed standards.

The Animal Health and Welfare Officer enforces the Council's statutory responsibilities in terms of the Animal Health Act. This involves inspections of markets, farms, harbours, rendering plants and food establishments.

THE ENVIRONMENT SERVICE

COMMUNITY GREENSPACE

| | 2013/14 FINAL BUDGET £'000 |
|--|-------------------------------------|
| STAFF COSTS | |
| Chief Officials - Gross Pay | 0 |
| - Supn | 0 |
| - NI | 0 |
| Single Status - Gross Pay | 912 |
| - Supn | 163 |
| - NI | 66 |
| Craft Workers - Gross Pay | 0 |
| - Supn | 0 |
| - NI | 0 |
| Pensions | 0 |
| Overtime | 1 |
| Slippage | 0 |
| Other Staff Costs | 26 |
| TOTAL STAFF COSTS | 1,168 |
| PROPERTY COSTS | |
| Non Domestic Rates | 10 |
| Energy Costs | 0 |
| Property Insurance | 0 |
| Cleaning | 0 |
| Metered Water | 0 |
| Property Maintenance | 0 |
| Other Property Costs | 86 |
| TOTAL PROPERTY COSTS | 96 |
| SUPPLIES & SERVICES | |
| Catering | 0 |
| Admin Insurance | 0 |
| Other Supplies & Services | 194 |
| TOTAL SUPPLIES & SERVICES | 194 |
| TRANSPORT COSTS | |
| Travel & Subsistence | 1 |
| Transport Insurance | 0 |
| Car Allowances | 7 |
| Contract Car Hire | 0 |
| Vehicle Maintenance | 0 |
| Other Transport Costs | 62 |
| TOTAL TRANSPORT COSTS | 70 |
| TRANSFER PAYMENTS | 1 |
| THIRD PARTY PAYMENTS | |
| Payments to Contractors | 379 |
| Other Third Party Payments | 1,064 |
| TOTAL THIRD PARTY PAYMENTS | 1,443 |
| SUPPORT SERVICES | |
| Professional & Engineering Services | 0 |
| Admin Recharge | 124 |
| Central Support | 0 |
| TOTAL SUPPORT SERVICES | 124 |
| CAPITAL FINANCING/CAPITAL CHARGES | 0 |
| CFCR | 0 |
| GROSS EXPENDITURE | 3,096 |
| INCOME | |
| Capital | 0 |
| Internal Recharges | 195 |
| Other Grant Income/Subsidy | 11 |
| Fees & Charges | 332 |
| Contract Income/External Work | 647 |
| TOTAL INCOME | 1,185 |
| NET EXPENDITURE | 1,911 |

Community Greenspace is responsible for the management and development of Perth and Kinross Council's vast public land resources that is provided for both active and passive recreation. The Council maintains and enhances the network of open spaces for residents, tourists and businesses. The portfolio comprises of parks, gardens, open spaces, playing fields and pitches, school grounds, play areas, road verges, the North Inch Golf Course, Aberfeldy Caravan Park, several countryside sites and a network of core paths and rights of way.

Staff within the unit provide a landscape design service not just for green spaces but also for civic projects such as town centre improvements. Staff are responsible for the development of policy for green spaces and provide specialist advice to planning on landscape issues, provision of greenspace including play areas, trees and woodland and access and recreation.

The unit sets out the specification and standards for the maintenance of all greenspaces owned or leased by the Council. It undertakes work on school grounds on behalf of Education & Children's Services and manages old age pensioner gardens on behalf of Housing & Community Care. It manages a number of specialist external contractors undertaking work on green space sites including play areas, tree and woodland and sports pitches. It also has a small squad available to undertake repairs and maintenance work on everything from countryside bridges to park benches.

The unit works closely with local communities through the provision of a ranger service and 'friends of parks' groups to the hugely successful 'Beautiful Perth' and 'Take a Pride in Perthshire' campaigns. It works to promote and involve communities in environmental issues including work with schools. It also works with Perth and Kinross Outdoor Access Forum to encourage increased use of the countryside and remove obstructions to access.

THE ENVIRONMENT SERVICE

BEREAVEMENT

| | 2013/14 FINAL BUDGET £'000 |
|--|-------------------------------------|
| STAFF COSTS | |
| Chief Officials | 0 |
| - Gross Pay | 0 |
| - Supn | 0 |
| - NI | 0 |
| Single Status | 297 |
| - Gross Pay | 52 |
| - Supn | 18 |
| - NI | 0 |
| Craft Workers | 0 |
| - Gross Pay | 0 |
| - Supn | 0 |
| - NI | 0 |
| Pensions | 0 |
| Overtime | 9 |
| Slippage | 0 |
| Other Staff Costs | 3 |
| TOTAL STAFF COSTS | 379 |
| PROPERTY COSTS | |
| Non Domestic Rates | 48 |
| Energy Costs | 0 |
| Property Insurance | 0 |
| Cleaning | 0 |
| Metered Water | 0 |
| Property Maintenance | 0 |
| Other Property Costs | 4 |
| TOTAL PROPERTY COSTS | 52 |
| SUPPLIES & SERVICES | |
| Catering | 0 |
| Admin Insurance | 0 |
| Other Supplies & Services | 72 |
| TOTAL SUPPLIES & SERVICES | 72 |
| TRANSPORT COSTS | |
| Travel & Subsistence | 0 |
| Transport Insurance | 0 |
| Car Allowances | 1 |
| Contract Car Hire | 0 |
| Vehicle Maintenance | 0 |
| Other Transport Costs | 78 |
| TOTAL TRANSPORT COSTS | 79 |
| TRANSFER PAYMENTS | 0 |
| THIRD PARTY PAYMENTS | |
| Payments to Contractors | 0 |
| Other Third Party Payments | 100 |
| TOTAL THIRD PARTY PAYMENTS | 100 |
| SUPPORT SERVICES | |
| Professional & Engineering Services | 0 |
| Admin Recharge | 33 |
| Central Support | 0 |
| TOTAL SUPPORT SERVICES | 33 |
| CAPITAL FINANCING/CAPITAL CHARGES | 0 |
| CFCR | 0 |
| GROSS EXPENDITURE | 715 |
| INCOME | |
| Capital | 0 |
| Internal Recharges | 0 |
| Other Grant Income/Subsidy | 0 |
| Fees & Charges | 1,359 |
| Contract Income/External Work | 0 |
| TOTAL INCOME | 1,359 |
| NET EXPENDITURE | (644) |

Bereavement Services is managed by specialist staff to meet the needs of the recently bereaved.

Cremations

Perth and Kinross Council and its predecessors have provided a cremation service since 1962. The Council owns and manages the only crematorium in Perth and Kinross.

The number of cremations averages around 1150 per annum. Crematorium based staff manage and operate the service with administrative and management support provided by staff at Pullar House.

The landscaped grounds are maintained by The Environment Service Operations staff.

Burial Grounds

The service has responsibility for 143 burial grounds in the Perth and Kinross area.

Some are closed cemeteries such as Greyfriars in Perth, others are seldom used and often in remote locations whilst the larger cemeteries such as those in Blairgowrie, Crieff, and Jeanfield, Perth, feature interment activity on a regular basis.

The Environment Service staff administer burial arrangements from the Crematorium in Perth.

Excavation of graves and the maintenance of burial grounds is carried out by The Environment Service operations staff.

THE ENVIRONMENT SERVICE

DEVELOPMENT MANAGEMENT

| | 2013/14 FINAL BUDGET £'000 |
|--|-------------------------------------|
| STAFF COSTS | |
| Chief Officials | 0 |
| - Gross Pay | 0 |
| - Supn | 0 |
| - NI | 0 |
| Single Status | 808 |
| - Gross Pay | 146 |
| - Supn | 64 |
| - NI | 0 |
| Craft Workers | 0 |
| - Gross Pay | 0 |
| - Supn | 0 |
| - NI | 0 |
| Pensions | 0 |
| Overtime | 0 |
| Slippage | 0 |
| Other Staff Costs | 18 |
| TOTAL STAFF COSTS | 1,036 |
| PROPERTY COSTS | |
| Non Domestic Rates | 0 |
| Energy Costs | 0 |
| Property Insurance | 0 |
| Cleaning | 0 |
| Metered Water | 0 |
| Property Maintenance | 0 |
| Other Property Costs | 0 |
| TOTAL PROPERTY COSTS | 0 |
| SUPPLIES & SERVICES | |
| Catering | 0 |
| Admin Insurance | 0 |
| Other Supplies & Services | 137 |
| TOTAL SUPPLIES & SERVICES | 137 |
| TRANSPORT COSTS | |
| Travel & Subsistence | 0 |
| Transport Insurance | 0 |
| Car Allowances | 19 |
| Contract Car Hire | 0 |
| Vehicle Maintenance | 0 |
| Other Transport Costs | 1 |
| TOTAL TRANSPORT COSTS | 20 |
| TRANSFER PAYMENTS | |
| | 0 |
| THIRD PARTY PAYMENTS | |
| Payments to Contractors | 0 |
| Other Third Party Payments | 10 |
| TOTAL THIRD PARTY PAYMENTS | 10 |
| SUPPORT SERVICES | |
| Professional & Engineering Services | 0 |
| Admin Recharge | 181 |
| Central Support | 0 |
| TOTAL SUPPORT SERVICES | 181 |
| CAPITAL FINANCING/CAPITAL CHARGES | |
| | 0 |
| CFCR | |
| | 0 |
| GROSS EXPENDITURE | 1,384 |
| INCOME | |
| Capital | 0 |
| Internal Recharges | 0 |
| Other Grant Income/Subsidy | 0 |
| Fees & Charges | 1,123 |
| Contract Income/External Work | 0 |
| TOTAL INCOME | 1,123 |
| NET EXPENDITURE | 261 |

The section largely focuses on assessing applications for planning permission and other consents such as listed building consent and advertisement consent. The section also implements the enforcement of planning control.

THE ENVIRONMENT SERVICE

STRATEGY & POLICY

| | 2013/14 FINAL BUDGET £'000 |
|--|-------------------------------------|
| STAFF COSTS | |
| Chief Officials | 0 |
| - Gross Pay | 0 |
| - Supn | 0 |
| - NI | 0 |
| Single Status | 919 |
| - Gross Pay | 163 |
| - Supn | 75 |
| - NI | 0 |
| Craft Workers | 0 |
| - Gross Pay | 0 |
| - Supn | 0 |
| - NI | 0 |
| Pensions | 0 |
| Overtime | 0 |
| Slippage | 0 |
| Other Staff Costs | 0 |
| TOTAL STAFF COSTS | 1,157 |
| PROPERTY COSTS | |
| Non Domestic Rates | 0 |
| Energy Costs | 0 |
| Property Insurance | 0 |
| Cleaning | 0 |
| Metered Water | 0 |
| Property Maintenance | 0 |
| Other Property Costs | 0 |
| TOTAL PROPERTY COSTS | 0 |
| SUPPLIES & SERVICES | |
| Catering | 0 |
| Admin Insurance | 0 |
| Other Supplies & Services | 1,543 |
| TOTAL SUPPLIES & SERVICES | 1,543 |
| TRANSPORT COSTS | |
| Travel & Subsistence | 2 |
| Transport Insurance | 0 |
| Car Allowances | 4 |
| Contract Car Hire | 8 |
| Vehicle Maintenance | 0 |
| Other Transport Costs | 1 |
| TOTAL TRANSPORT COSTS | 15 |
| TRANSFER PAYMENTS | 0 |
| THIRD PARTY PAYMENTS | |
| Payments to Contractors | 0 |
| Other Third Party Payments | 101 |
| TOTAL THIRD PARTY PAYMENTS | 101 |
| SUPPORT SERVICES | |
| Professional & Engineering Services | 0 |
| Admin Recharge | 55 |
| Central Support | 0 |
| TOTAL SUPPORT SERVICES | 55 |
| CAPITAL FINANCING/CAPITAL CHARGES | 0 |
| CFCR | 0 |
| GROSS EXPENDITURE | 2,871 |
| INCOME | |
| Capital | 0 |
| Internal Recharges | 0 |
| Other Grant Income/Subsidy | 24 |
| Fees & Charges | 152 |
| Contract Income/External Work | 0 |
| TOTAL INCOME | 176 |
| NET EXPENDITURE | 2,695 |

The major function of the section is the statutory duty to prepare the Strategic and Local Development Plans which provide the policy context for all development, together with other key strategies relating to economic development and regeneration. The section also includes the Council's Transport Planning team.

THE ENVIRONMENT SERVICE

BUILDING STANDARDS

| | 2013/14 FINAL BUDGET £'000 |
|--|-------------------------------------|
| STAFF COSTS | |
| Chief Officials | 0 |
| - Gross Pay | 0 |
| - Supn | 0 |
| - NI | 0 |
| Single Status | 561 |
| - Gross Pay | 102 |
| - Supn | 43 |
| - NI | 0 |
| Craft Workers | 0 |
| - Gross Pay | 0 |
| - Supn | 0 |
| - NI | 0 |
| Pensions | 0 |
| Overtime | 0 |
| Slippage | 0 |
| Other Staff Costs | 0 |
| TOTAL STAFF COSTS | 706 |
| PROPERTY COSTS | |
| Non Domestic Rates | 0 |
| Energy Costs | 0 |
| Property Insurance | 0 |
| Cleaning | 0 |
| Metered Water | 0 |
| Property Maintenance | 0 |
| Other Property Costs | 0 |
| TOTAL PROPERTY COSTS | 0 |
| SUPPLIES & SERVICES | |
| Catering | 0 |
| Admin Insurance | 0 |
| Other Supplies & Services | 16 |
| TOTAL SUPPLIES & SERVICES | 16 |
| TRANSPORT COSTS | |
| Travel & Subsistence | 0 |
| Transport Insurance | 0 |
| Car Allowances | 20 |
| Contract Car Hire | 0 |
| Vehicle Maintenance | 0 |
| Other Transport Costs | 7 |
| TOTAL TRANSPORT COSTS | 27 |
| TRANSFER PAYMENTS | |
| | 0 |
| THIRD PARTY PAYMENTS | |
| Payments to Contractors | 0 |
| Other Third Party Payments | 0 |
| TOTAL THIRD PARTY PAYMENTS | 0 |
| SUPPORT SERVICES | |
| Professional & Engineering Services | 0 |
| Admin Recharge | 139 |
| Central Support | 0 |
| TOTAL SUPPORT SERVICES | 139 |
| CAPITAL FINANCING/CAPITAL CHARGES | |
| | 0 |
| CFCR | |
| | 0 |
| GROSS EXPENDITURE | 888 |
| INCOME | |
| Capital | 0 |
| Internal Recharges | 0 |
| Other Grant Income/Subsidy | 0 |
| Fees & Charges | 940 |
| Contract Income/External Work | 0 |
| TOTAL INCOME | 940 |
| NET EXPENDITURE | (52) |

The essential purpose of Building Standards is to safeguard people, provide facilities for the disabled in and around buildings and the conservation of energy used in buildings. This is principally achieved through the processing of applications for building warrants and certificate of completions.

THE ENVIRONMENT SERVICE

REGENERATION

| | 2013/14 FINAL BUDGET £'000 |
|--|-------------------------------------|
| STAFF COSTS | |
| Chief Officials - Gross Pay | 0 |
| - Supn | 0 |
| - NI | 0 |
| Single Status - Gross Pay | 855 |
| - Supn | 157 |
| - NI | 68 |
| Craft Workers - Gross Pay | 0 |
| - Supn | 0 |
| - NI | 0 |
| Pensions | 0 |
| Overtime | 1 |
| Slippage | 0 |
| Other Staff Costs | 0 |
| TOTAL STAFF COSTS | 1,081 |
| PROPERTY COSTS | |
| Non Domestic Rates | 30 |
| Energy Costs | 1 |
| Property Insurance | 0 |
| Cleaning | 2 |
| Metered Water | 0 |
| Property Maintenance | 45 |
| Other Property Costs | 357 |
| TOTAL PROPERTY COSTS | 435 |
| SUPPLIES & SERVICES | |
| Catering | 0 |
| Admin Insurance | 0 |
| Other Supplies & Services | 647 |
| TOTAL SUPPLIES & SERVICES | 647 |
| TRANSPORT COSTS | |
| Travel & Subsistence | 0 |
| Transport Insurance | 0 |
| Car Allowances | 10 |
| Contract Car Hire | 0 |
| Vehicle Maintenance | 0 |
| Other Transport Costs | 0 |
| TOTAL TRANSPORT COSTS | 10 |
| TRANSFER PAYMENTS | |
| | 0 |
| THIRD PARTY PAYMENTS | |
| Payments to Contractors | 0 |
| Other Third Party Payments | 2,651 |
| TOTAL THIRD PARTY PAYMENTS | 2,651 |
| SUPPORT SERVICES | |
| Professional & Engineering Services | 0 |
| Admin Recharge | 111 |
| Central Support | 0 |
| TOTAL SUPPORT SERVICES | 111 |
| CAPITAL FINANCING/CAPITAL CHARGES | |
| | 0 |
| CFCR | |
| | 0 |
| GROSS EXPENDITURE | 4,935 |
| INCOME | |
| Capital | 0 |
| Internal Recharges | 0 |
| Other Grant Income/Subsidy | 20 |
| Fees & Charges | 1,933 |
| Contract Income/External Work | 0 |
| TOTAL INCOME | 1,953 |
| NET EXPENDITURE | 2,982 |

The section has a broad remit to ensure economic and physical regeneration through the development of infrastructure and other key projects that support economic growth. It also has responsibility for providing professional estates, external funding and conservation advice to other parts of the Council and the operation of Perth Harbour.

THE ENVIRONMENT SERVICE

ENTERPRISE

| | 2013/14 FINAL BUDGET £'000 |
|--|-------------------------------------|
| STAFF COSTS | |
| Chief Officials - Gross Pay | 0 |
| - Supn | 0 |
| - NI | 0 |
| Single Status - Gross Pay | 397 |
| - Supn | 71 |
| - NI | 31 |
| Craft Workers - Gross Pay | 0 |
| - Supn | 0 |
| - NI | 0 |
| Pensions | 0 |
| Overtime | 0 |
| Slippage | 0 |
| Other Staff Costs | 0 |
| TOTAL STAFF COSTS | 499 |
| PROPERTY COSTS | |
| Non Domestic Rates | 0 |
| Energy Costs | 0 |
| Property Insurance | 0 |
| Cleaning | 0 |
| Metered Water | 0 |
| Property Maintenance | 0 |
| Other Property Costs | 0 |
| TOTAL PROPERTY COSTS | 0 |
| SUPPLIES & SERVICES | |
| Catering | 0 |
| Admin Insurance | 0 |
| Other Supplies & Services | 66 |
| TOTAL SUPPLIES & SERVICES | 66 |
| TRANSPORT COSTS | |
| Travel & Subsistence | 0 |
| Transport Insurance | 0 |
| Car Allowances | 4 |
| Contract Car Hire | 0 |
| Vehicle Maintenance | 0 |
| Other Transport Costs | 0 |
| TOTAL TRANSPORT COSTS | 4 |
| TRANSFER PAYMENTS | |
| | 0 |
| THIRD PARTY PAYMENTS | |
| Payments to Contractors | 0 |
| Other Third Party Payments | 804 |
| TOTAL THIRD PARTY PAYMENTS | 804 |
| SUPPORT SERVICES | |
| Professional & Engineering Services | 0 |
| Admin Recharge | 49 |
| Central Support | 0 |
| TOTAL SUPPORT SERVICES | 49 |
| CAPITAL FINANCING/CAPITAL CHARGES | |
| | 0 |
| CFCR | |
| | 0 |
| GROSS EXPENDITURE | 1,422 |
| INCOME | |
| Capital | 0 |
| Internal Recharges | 24 |
| Other Grant Income/Subsidy | 0 |
| Fees & Charges | 12 |
| Contract Income/External Work | 0 |
| TOTAL INCOME | 36 |
| NET EXPENDITURE | 1,386 |

The section provides business development advice and financial assistance to individual companies and also engages with employers to ensure they have access to an appropriately skilled workforce. The section is also responsible for leading a number of cross-Council and external partnerships.

THE ENVIRONMENT SERVICE

OTHER CORPORATE BUDGETS

| | 2013/14 FINAL BUDGET £'000 |
|--|-------------------------------------|
| STAFF COSTS | |
| Chief Officials | 0 |
| - Gross Pay | 0 |
| - Supn | 0 |
| - NI | 0 |
| Single Status | 629 |
| - Gross Pay | 113 |
| - Supn | 49 |
| - NI | 0 |
| Craft Workers | 0 |
| - Gross Pay | 0 |
| - Supn | 0 |
| - NI | 0 |
| Pensions | 0 |
| Overtime | 0 |
| Slippage | 0 |
| Other Staff Costs | 43 |
| TOTAL STAFF COSTS | 834 |
| PROPERTY COSTS | |
| Non Domestic Rates | 0 |
| Energy Costs | 0 |
| Property Insurance | 0 |
| Cleaning | 0 |
| Metered Water | 0 |
| Property Maintenance | 0 |
| Other Property Costs | 0 |
| TOTAL PROPERTY COSTS | 0 |
| SUPPLIES & SERVICES | |
| Catering | 0 |
| Admin Insurance | 0 |
| Other Supplies & Services | 77 |
| TOTAL SUPPLIES & SERVICES | 77 |
| TRANSPORT COSTS | |
| Travel & Subsistence | 6 |
| Transport Insurance | 0 |
| Car Allowances | 0 |
| Contract Car Hire | 0 |
| Vehicle Maintenance | 0 |
| Other Transport Costs | 0 |
| TOTAL TRANSPORT COSTS | 6 |
| TRANSFER PAYMENTS | |
| | 0 |
| THIRD PARTY PAYMENTS | |
| Payments to Contractors | 36 |
| Other Third Party Payments | 41 |
| TOTAL THIRD PARTY PAYMENTS | 77 |
| SUPPORT SERVICES | |
| Professional & Engineering Services | 0 |
| Admin Recharge | 68 |
| Central Support | 0 |
| TOTAL SUPPORT SERVICES | 68 |
| CAPITAL FINANCING/CAPITAL CHARGES | |
| | 0 |
| CFCR | |
| | 0 |
| GROSS EXPENDITURE | 1,062 |
| INCOME | |
| Capital | 0 |
| Internal Recharges | 43 |
| Other Grant Income/Subsidy | 0 |
| Fees & Charges | 0 |
| Contract Income/External Work | 0 |
| TOTAL INCOME | 43 |
| NET EXPENDITURE | 1,019 |

The Environment Service is lead Service for Corporate Asset Management and Corporate Health & Safety across the Council.

Corporate Asset Management covers the 5 asset management streams of Property, Roads, Greenspace, Fleet and Mechanical Equipment and IST. This budget predominantly funds the professional and technical staff responsible for developing asset management planning and associated systems across 4 of the 5 asset management streams (all excluding IST). The team focus on the provision of comprehensive asset management information to improve decision making and efficient use of resources at a strategic and 'front-line' level.

Corporate Health & Safety provide a lead on Health, Safety & Wellbeing for the Council and support the Corporate Management Group and Executive Officer Team to set and monitor health and safety standards across the organisation.

THE ENVIRONMENT SERVICE

PROPERTY

| | 2013/14 FINAL BUDGET £'000 |
|--|-------------------------------------|
| STAFF COSTS | |
| Chief Officials - Gross Pay | 0 |
| - Supn | 0 |
| - NI | 0 |
| Single Status - Gross Pay | 2,047 |
| - Supn | 369 |
| - NI | 155 |
| Craft Workers - Gross Pay | 0 |
| - Supn | 0 |
| - NI | 0 |
| Pensions | 0 |
| Overtime | 68 |
| Slippage | (32) |
| Other Staff Costs | 232 |
| TOTAL STAFF COSTS | 2,839 |
| PROPERTY COSTS | |
| Non Domestic Rates | 938 |
| Energy Costs | 4,720 |
| Property Insurance | 8 |
| Cleaning | 189 |
| Metered Water | 999 |
| Property Maintenance | 3,788 |
| Other Property Costs | 4,105 |
| TOTAL PROPERTY COSTS | 14,747 |
| SUPPLIES & SERVICES | |
| Catering | 0 |
| Admin Insurance | 108 |
| Other Supplies & Services | 761 |
| TOTAL SUPPLIES & SERVICES | 869 |
| TRANSPORT COSTS | |
| Travel & Subsistence | 72 |
| Transport Insurance | 0 |
| Car Allowances | 0 |
| Contract Car Hire | 0 |
| Vehicle Maintenance | 0 |
| Other Transport Costs | 0 |
| TOTAL TRANSPORT COSTS | 72 |
| TRANSFER PAYMENTS | |
| | 0 |
| THIRD PARTY PAYMENTS | |
| Payments to Contractors | 122 |
| Other Third Party Payments | 1 |
| TOTAL THIRD PARTY PAYMENTS | 123 |
| SUPPORT SERVICES | |
| Professional & Engineering Services | 0 |
| Admin Recharge | 462 |
| Central Support | 0 |
| TOTAL SUPPORT SERVICES | 462 |
| CAPITAL FINANCING/CAPITAL CHARGES | |
| | 302 |
| CFCR | |
| | 0 |
| GROSS EXPENDITURE | 19,414 |
| INCOME | |
| Capital | 0 |
| Internal Recharges | 518 |
| Other Grant Income/Subsidy | 0 |
| Fees & Charges | 1,518 |
| Contract Income/External Work | 275 |
| TOTAL INCOME | 2,311 |
| NET EXPENDITURE | 17,103 |

Property provides a full 'in-house' property and construction service responsible for both strategic and operational / transactional activities. At the highest level, the role is "optimising the utilisation of the Council's property assets in terms of Service benefits and financial returns".

Property is organised functionally around two core businesses: Construction (Architecture, Quantity Surveying and Engineering services); and Facilities Management (Energy Management, Property Compliance/Health & Safety and Maintenance).

Further information in respect of Property Maintenance, Energy Management & Water Management is provided in the following three pages.

Note: The Property budget includes the cost of occupying Pullar House.

PROPERTY MAINTENANCE

| <i>Total</i> 2012/13 | 2013/14 | Planned Maintenance | Unplanned Maintenance | Total 2013/14 |
|-------------------------|--|------------------------|--------------------------|------------------|
| £'000 | | £'000 | (See Note) £'000 | £'000 |
| | Planned Maintenance: | | | |
| 850 | Education & Children's Services (inc. DSM) | 684 | | 684 |
| 75 | The Environment Service | 337 | | 337 |
| 50 | Disability Discrimination Act | 50 | | 50 |
| 100 | Heritage Properties | 100 | | 100 |
| 120 | Dilapidations | 100 | | 100 |
| 900 | Cyclical Maintenance and Service Contracts | 800 | | 800 |
| 94 | Vandalism | 0 | 67 | 67 |
| 860 | Unplanned Maintenance | | 860 | 860 |
| | Property Compliance | | | |
| 150 | Legionella/Water Testing | 150 | | 150 |
| 5 | Water Quality/Sampling | 5 | | 5 |
| 100 | Fixed Wiring | 100 | | 100 |
| 50 | Gas Soundness Systems | 50 | | 50 |
| 50 | Asbestos Testing, Removal and Surveys | 50 | | 50 |
| 25 | Food Safety | 25 | | 25 |
| 20 | Fire Precautions - General | 20 | | 20 |
| 110 | Property Compliance - General | 310 | | 310 |
| 20 | Oil Spillage | 20 | | 20 |
| 3,579 | Total Property Maintenance | 2,801 | 927 | 3,728 |

Note: Unplanned maintenance has not been allocated as it is impossible to predict such maintenance and hence the actual outturn in 2013/14.

The Property Maintenance budget ensures the strategic management and maintenance of all non-housing property.

The budget is used to:

Implement annual maintenance programmes including such elements of cyclical or routine maintenance as required, to maintain services, to meet the increasing demands placed upon them by users and have a long, useful and cost effective life;

Ensure all buildings meet the required standards under Health and Safety and related legislation;

Establish and maintain a comprehensive record of the condition and cost of maintenance of all the Council's buildings;

Make provision for day-to-day unplanned or emergency maintenance, avoid the deterioration of buildings, prevent any risk to health and safety and to ensure immediate repair to operational elements of all buildings.

ENERGY MANAGEMENT

| | £'000 | £'000 |
|--|---------------------|---------------------|
| | 2012/13 | 2013/14 |
| Education & Children's Services | 3,325 | 3,696 |
| Housing & Community Care | 220 | 232 |
| The Environment Service | 585 | 636 |
| | | |
| Energy Conservation & Improvement Works | 290 | 190 |
| | | |
| Net Expenditure | <u>4,420</u> | <u>4,754</u> |

Energy Management includes the development and maintenance of a comprehensive energy database for profiling, targeting and monitoring the energy consumption of buildings.

It carries out a continuous review of tariffs, investigates innovative measures for energy savings and the application of renewable energy technologies.

It is responsible for payment of the electricity, oil and gas used in respect of heating, lighting and power in the Council's properties.

Energy Management is the responsibility of The Environment Service. The table above shows the projected usage for 2013/14 by Service based on the actual usage for 2012/13 and taking account of tariff increases and portfolio changes, particularly in respect of the new Investment in Learning schools. This may not reflect the actual outturn in 2013/14.

The above figures do not include Pullar House which is separately charged.

WATER MANAGEMENT

| | <i>£'000</i> | <i>£'000</i> |
|---|---------------------|-------------------|
| | <i>2012/13</i> | <i>2013/14</i> |
| Education & Children's Services | 650 | 698 |
| Housing & Community Care | 110 | 95 |
| The Environment Service | 197 | 164 |
| | | |
| Water Conservation & Improvement Works | 50 | 10 |
| | | |
| Net Expenditure | <u>1,007</u> | <u>967</u> |

Water Management includes the development and maintenance of a comprehensive water database for profiling, targeting and monitoring the water consumption of non-domestic buildings.

It carries out a continuous review of water consumption and tariffs to identify conservation works and future budget requirements. It also investigates innovative measures for the supply and treatment of water services eg. grey water systems.

It is responsible for payment of the water used in the Council's properties.

Water Management is the responsibility of The Environment Services. The table above shows the projected usage for 2013/14 by Service based on the actual usage for 2012/13 and taking account of tariff increases. This may not reflect the actual outturn in 2013/14.

The figures above do not include Pullar House which is separately charged.

CHIEF EXECUTIVE'S SERVICE

SUMMARY

| | 2013/14 FINAL BUDGET £'000 |
|--|-------------------------------------|
| STAFF COSTS | |
| Chief Officials | 407 |
| -Gross Pay | 407 |
| -Supn | 77 |
| -NI | 49 |
| Single Status | 5,657 |
| -Gross Pay | 5,657 |
| -Supn | 1,010 |
| -NI | 420 |
| Councillors | 784 |
| -Gross Pay | 784 |
| -Supn | 110 |
| -NI | 59 |
| Pensions | 0 |
| Overtime | 16 |
| Slippage | (78) |
| Other Staff Costs | 436 |
| TOTAL STAFF COSTS | 8,947 |
| PROPERTY COSTS | |
| Non Domestic Rates | 0 |
| Energy Costs | 0 |
| Property Insurance | 0 |
| Cleaning | 0 |
| Metered Water | 0 |
| Property Maintenance | 0 |
| Other Property Costs | 2 |
| TOTAL PROPERTY COSTS | 2 |
| SUPPLIES & SERVICES | |
| Catering | 48 |
| Admin Insurance | 0 |
| Other Supplies & Services | 1,322 |
| TOTAL SUPPLIES & SERVICES | 1,370 |
| TRANSPORT COSTS | |
| Travel & Subsistence | 61 |
| Transport Insurance | 0 |
| Car Allowances | 0 |
| Contract Car Hire | 1 |
| Vehicle Maintenance | 0 |
| Other Transport Costs | 21 |
| TOTAL TRANSPORT COSTS | 83 |
| TRANSFER PAYMENTS | 0 |
| THIRD PARTY PAYMENTS | |
| Payments to Contractors | 75 |
| Other Third Party Payments | 669 |
| TOTAL THIRD PARTY PAYMENTS | 744 |
| SUPPORT SERVICES | |
| Corporate Network | 0 |
| Property Rental | 0 |
| IST Recharge | 0 |
| Central Support | 0 |
| TOTAL SUPPORT SERVICES | 0 |
| CAPITAL FINANCING/CAPITAL CHARGES | 0 |
| CFCR | 0 |
| GROSS EXPENDITURE | 11,146 |
| INCOME | |
| Internal Recharges | 809 |
| Other Grant Income/Subsidy | 10 |
| Fees & Charges | 950 |
| Contract Income/External Work | 79 |
| TOTAL INCOME | 1,848 |
| NET EXPENDITURE | 9,298 |

This page summarises the budgets of the activities within the Chief Executive's Service.

- Core Costs
- Legal Services
- Finance
- Democratic Services
- Human Resources

Details of each activity are given on the following pages.

CHIEF EXECUTIVE'S SERVICE

CORE COSTS

| | 2013/14 FINAL BUDGET £'000 |
|--|-------------------------------------|
| STAFF COSTS | |
| Chief Officials | 125 |
| -Gross Pay | 125 |
| -Supn | 23 |
| -NI | 14 |
| Single Status | 95 |
| -Gross Pay | 95 |
| -Supn | 17 |
| -NI | 7 |
| Councillors | 0 |
| -Gross Pay | 0 |
| -Supn | 0 |
| -NI | 0 |
| Pensions | 0 |
| Overtime | 0 |
| Slippage | (3) |
| Other Staff Costs | 1 |
| TOTAL STAFF COSTS | 279 |
| PROPERTY COSTS | |
| Non Domestic Rates | 0 |
| Energy Costs | 0 |
| Property Insurance | 0 |
| Cleaning | 0 |
| Metered Water | 0 |
| Property Maintenance | 0 |
| Other Property Costs | 0 |
| TOTAL PROPERTY COSTS | 0 |
| SUPPLIES & SERVICES | |
| Catering | 0 |
| Admin Insurance | 0 |
| Other Supplies & Services | 15 |
| TOTAL SUPPLIES & SERVICES | 15 |
| TRANSPORT COSTS | |
| Travel & Subsistence | 1 |
| Transport Insurance | 0 |
| Car Allowances | 0 |
| Contract Car Hire | 0 |
| Vehicle Maintenance | 0 |
| Other Transport Costs | 0 |
| TOTAL TRANSPORT COSTS | 1 |
| TRANSFER PAYMENTS | 0 |
| THIRD PARTY PAYMENTS | |
| Payments to Contractors | 0 |
| Other Third Party Payments | 0 |
| TOTAL THIRD PARTY PAYMENTS | 0 |
| SUPPORT SERVICES | |
| Corporate Network | 0 |
| Property Rental | 0 |
| IST Recharge | 0 |
| Central Support | 0 |
| TOTAL SUPPORT SERVICES | 0 |
| CAPITAL FINANCING/CAPITAL CHARGES | 0 |
| CFCR | 0 |
| GROSS EXPENDITURE | 295 |
| INCOME | |
| Internal Recharges | 0 |
| Other Grant Income/Subsidy | 0 |
| Fees & Charges | 0 |
| Contract Income/External Work | 0 |
| TOTAL INCOME | 0 |
| NET EXPENDITURE | 295 |

The Chief Executive is the "Head of Paid Service" of the Council as defined by Section 4 of the Local Government and Housing (Scotland) Act 1989.

Overall the role of the Chief Executive's Service is to ensure that the Council meets changing strategic and operational challenges, supports services in managing resources and corporate governance and focuses on continuous improvement in the services we are delivering.

The Chief Executive is responsible for the effective strategic management of the Council, for providing strategic advice and guidance to facilitate the development of policy and decision-making and promoting corporate working across services and with partner organisations.

The Chief Executive is responsible for the effective operation of Democratic Services, Legal Services and Finance. The Depute Chief Executive (David Burke) is responsible for the effective operation of Human Resources.

The Chief Executive's Service is aimed, among other things, at providing leadership and support to members, services and partners to deliver the shared strategic vision and outcomes for Perth and Kinross; ensuring the Council's resources are efficiently utilised and supporting services and partners to transform and deliver value for money services; providing high quality professional services which promote continuous improvement and innovation through our people, positive organisational development and effective communications; and providing an enabling governance framework to support and deliver the Council's legal, democratic and financial responsibilities.

CHIEF EXECUTIVE'S SERVICE

LEGAL SERVICES

| | | 2013/14 FINAL BUDGET £'000 |
|--|------------|-------------------------------------|
| STAFF COSTS | | |
| Chief Officials | -Gross Pay | 85 |
| | -Supn | 15 |
| | -NI | 10 |
| Single Status | -Gross Pay | 1,053 |
| | -Supn | 191 |
| | -NI | 81 |
| Councillors | -Gross Pay | 0 |
| | -Supn | 0 |
| | -NI | 0 |
| Pensions | | 0 |
| Overtime | | 0 |
| Slippage | | (16) |
| Other Staff Costs | | 18 |
| TOTAL STAFF COSTS | | 1,437 |
| PROPERTY COSTS | | |
| Non Domestic Rates | | 0 |
| Energy Costs | | 0 |
| Property Insurance | | 0 |
| Cleaning | | 0 |
| Metered Water | | 0 |
| Property Maintenance | | 0 |
| Other Property Costs | | 0 |
| TOTAL PROPERTY COSTS | | 0 |
| SUPPLIES & SERVICES | | |
| Catering | | 0 |
| Admin Insurance | | 0 |
| Other Supplies & Services | | 126 |
| TOTAL SUPPLIES & SERVICES | | 126 |
| TRANSPORT COSTS | | |
| Travel & Subsistence | | 6 |
| Transport Insurance | | 0 |
| Car Allowances | | 0 |
| Contract Car Hire | | 0 |
| Vehicle Maintenance | | 0 |
| Other Transport Costs | | 0 |
| TOTAL TRANSPORT COSTS | | 6 |
| TRANSFER PAYMENTS | | |
| | | 0 |
| THIRD PARTY PAYMENTS | | |
| Payments to Contractors | | 0 |
| Other Third Party Payments | | 0 |
| TOTAL THIRD PARTY PAYMENTS | | 0 |
| SUPPORT SERVICES | | |
| Corporate Network | | 0 |
| Property Rental | | 0 |
| IST Recharge | | 0 |
| Central Support | | 0 |
| TOTAL SUPPORT SERVICES | | 0 |
| CAPITAL FINANCING/CAPITAL CHARGES | | |
| | | 0 |
| CFCR | | |
| | | 0 |
| GROSS EXPENDITURE | | 1,569 |
| INCOME | | |
| Internal Recharges | | 44 |
| Other Grant Income/Subsidy | | 0 |
| Fees & Charges | | 585 |
| Contract Income/External Work | | 0 |
| TOTAL INCOME | | 629 |
| NET EXPENDITURE | | 940 |

Legal Services advise the Council on legal matters and carry out a wide range of legal services emanating from the decisions and activities of the Council.

These services include conveyancing; litigation; research and advice; contract work; employment matters; and monitoring new legislation and case law. Legal Services have a particular responsibility for ensuring that the Council acts legally in an environment in which the public have ever increasing rights of challenge in respect of the actions of public authorities. They also provide appropriate training on a wide range of legal matters.

Corporate complaints and information compliance; freedom of information requests; data protection; as well as information security and licensing form part of Legal Services.

CHIEF EXECUTIVE'S SERVICE

FINANCE

| | 2013/14 FINAL BUDGET £'000 |
|--|-------------------------------------|
| STAFF COSTS | |
| Chief Officials | 85 |
| -Gross Pay | 85 |
| -Supn | 15 |
| -NI | 10 |
| Single Status | 2,467 |
| -Gross Pay | 2,467 |
| -Supn | 446 |
| -NI | 181 |
| Councillors | 0 |
| -Gross Pay | 0 |
| -Supn | 0 |
| -NI | 0 |
| Pensions | 0 |
| Overtime | 8 |
| Slippage | (31) |
| Other Staff Costs | 44 |
| TOTAL STAFF COSTS | 3,225 |
| PROPERTY COSTS | |
| Non Domestic Rates | 0 |
| Energy Costs | 0 |
| Property Insurance | 0 |
| Cleaning | 0 |
| Metered Water | 0 |
| Property Maintenance | 0 |
| Other Property Costs | 0 |
| TOTAL PROPERTY COSTS | 0 |
| SUPPLIES & SERVICES | |
| Catering | 1 |
| Admin Insurance | 0 |
| Other Supplies & Services | 441 |
| TOTAL SUPPLIES & SERVICES | 442 |
| TRANSPORT COSTS | |
| Travel & Subsistence | 4 |
| Transport Insurance | 0 |
| Car Allowances | 0 |
| Contract Car Hire | 0 |
| Vehicle Maintenance | 0 |
| Other Transport Costs | 0 |
| TOTAL TRANSPORT COSTS | 4 |
| TRANSFER PAYMENTS | 0 |
| THIRD PARTY PAYMENTS | |
| Payments to Contractors | 75 |
| Other Third Party Payments | 301 |
| TOTAL THIRD PARTY PAYMENTS | 376 |
| SUPPORT SERVICES | |
| Corporate Network | 0 |
| Property Rental | 0 |
| IST Recharge | 0 |
| Central Support | 0 |
| TOTAL SUPPORT SERVICES | 0 |
| CAPITAL FINANCING/CAPITAL CHARGES | 0 |
| CFCR | 0 |
| GROSS EXPENDITURE | 4,047 |
| INCOME | |
| Internal Recharges | 498 |
| Other Grant Income/Subsidy | 0 |
| Fees & Charges | 63 |
| Contract Income/External Work | 79 |
| TOTAL INCOME | 640 |
| NET EXPENDITURE | 3,407 |

Finance is responsible for the proper administration of the financial affairs of the Council. The Head of Finance is the "proper officer" responsible for the financial administration of the Council as defined under Section 95 of the Local Government (Scotland) Act 1973.

Finance is organised into three sections: -

The Accountancy Section is responsible for co-ordinating the preparation, monitoring and reporting of the Council's Revenue Budgets; Capital Budgets and the Final Accounts. Day to day accountancy and budgetary services are provided to all Council services, with staff currently based in Education & Children's Services; The Environment Service and Housing & Community Care. The Section is also responsible for Treasury Management and accounting for VAT.

The Exchequer Section is based in both Pullar House and 2 High Street and is responsible for providing a wide range of support to front line, internal and third party customers including partner organisations. Services provided include the collection of Council income; debt recovery; payment of suppliers; recruitment, payment and human resource administration of employees; petty cash administration and the operation of the Council's banking arrangements. The Exchequer Section also provides support for the Council's corporate financial systems including the development of the systems and is also responsible for the administration and management of the Council's Corporate Insurance and Claims Handling functions.

The Internal Audit Section primarily provides an independent and objective opinion to the Council on the quality of risk management, control and governance within Council services. Control and governance arrangements comprise the policies, procedures and operations established to ensure the achievement of objectives; the appropriate assessment of risk; the reliability of internal and external reporting and accountability processes; compliance with relevant laws and regulations and compliance with the behavioural and ethical standards set for the organisation. Internal Audit measures and evaluates the effectiveness of the management arrangements in place for achieving the organisation's agreed objectives. In addition to its reporting function, Internal Audit aims to be of benefit to line management in the audited areas. Internal Audit also maintains and promotes the Council's procedures for raising and dealing with expressions of concern where there may have been a failure of control, whether through alleged fraud, irregularity or inefficiency. This work can include the conduct of internal investigations into allegations of this sort.

CHIEF EXECUTIVE'S SERVICE

DEMOCRATIC SERVICES

| | 2013/14 FINAL BUDGET £'000 |
|--|-------------------------------------|
| STAFF COSTS | |
| Chief Officials -Gross Pay | 78 |
| -Supn | 14 |
| -NI | 9 |
| Single Status -Gross Pay | 1,120 |
| -Supn | 190 |
| -NI | 78 |
| Councillors -Gross Pay | 784 |
| -Supn | 110 |
| -NI | 59 |
| Pensions | 0 |
| Overtime | 8 |
| Slippage | (14) |
| Other Staff Costs | 6 |
| TOTAL STAFF COSTS | 2,442 |
| PROPERTY COSTS | |
| Non Domestic Rates | 0 |
| Energy Costs | 0 |
| Property Insurance | 0 |
| Cleaning | 0 |
| Metered Water | 0 |
| Property Maintenance | 0 |
| Other Property Costs | 2 |
| TOTAL PROPERTY COSTS | 2 |
| SUPPLIES & SERVICES | |
| Catering | 45 |
| Admin Insurance | 0 |
| Other Supplies & Services | 558 |
| TOTAL SUPPLIES & SERVICES | 603 |
| TRANSPORT COSTS | |
| Travel & Subsistence | 47 |
| Transport Insurance | 0 |
| Car Allowances | 0 |
| Contract Car Hire | 0 |
| Vehicle Maintenance | 0 |
| Other Transport Costs | 21 |
| TOTAL TRANSPORT COSTS | 68 |
| TRANSFER PAYMENTS | 0 |
| THIRD PARTY PAYMENTS | |
| Payments to Contractors | 0 |
| Other Third Party Payments | 367 |
| TOTAL THIRD PARTY PAYMENTS | 367 |
| SUPPORT SERVICES | |
| Corporate Network | 0 |
| Property Rental | 0 |
| IST Recharge | 0 |
| Central Support | 0 |
| TOTAL SUPPORT SERVICES | 0 |
| CAPITAL FINANCING/CAPITAL CHARGES | 0 |
| CFCR | 0 |
| GROSS EXPENDITURE | 3,482 |
| INCOME | |
| Internal Recharges | 200 |
| Other Grant Income/Subsidy | 0 |
| Fees & Charges | 302 |
| Contract Income/External Work | 0 |
| TOTAL INCOME | 502 |
| NET EXPENDITURE | 2,980 |

Democratic Services supports and manages the democratic and decision making processes of the Council and associated partnership arrangements, and in doing so ensures the Council meets its statutory duties.

We support the Provost, Depute Provost and elected members to ensure that they are able to carry out their duties efficiently and effectively.

We also support community councils to enable them to carry out their statutory and other duties.

We support the Chief Executive in her role as Returning Officer by managing the delivery of elections and referenda at local level.

We also act as a direct service provider in respect of the Registration of Births, Deaths, Marriages and Civil Partnerships.

We have lead responsibility for developing and implementing the communications strategy for external/internal communications, engaging with the media and graphic design.

The work of the Division is focussed on the following key areas:

- Committee Services
- Civic Services
- Members' Support
- Community Councils
- Elections and Referenda
- Registration of Births, Deaths and Marriages
- Communications
- Design

CHIEF EXECUTIVE'S SERVICE

HUMAN RESOURCES

| | 2013/14 FINAL BUDGET £'000 |
|--|-------------------------------------|
| STAFF COSTS | |
| Chief Officials | 34 |
| -Gross Pay | 10 |
| -Supn | 6 |
| -NI | 6 |
| Single Status | 922 |
| -Gross Pay | 166 |
| -Supn | 73 |
| -NI | 73 |
| Councillors | 0 |
| -Gross Pay | 0 |
| -Supn | 0 |
| -NI | 0 |
| Pensions | 0 |
| Overtime | 0 |
| Slippage | (14) |
| Other Staff Costs | 367 |
| TOTAL STAFF COSTS | 1,564 |
| PROPERTY COSTS | |
| Non Domestic Rates | 0 |
| Energy Costs | 0 |
| Property Insurance | 0 |
| Cleaning | 0 |
| Metered Water | 0 |
| Property Maintenance | 0 |
| Other Property Costs | 0 |
| TOTAL PROPERTY COSTS | 0 |
| SUPPLIES & SERVICES | |
| Catering | 2 |
| Admin Insurance | 0 |
| Other Supplies & Services | 182 |
| TOTAL SUPPLIES & SERVICES | 184 |
| TRANSPORT COSTS | |
| Travel & Subsistence | 3 |
| Transport Insurance | 0 |
| Car Allowances | 0 |
| Contract Car Hire | 1 |
| Vehicle Maintenance | 0 |
| Other Transport Costs | 0 |
| TOTAL TRANSPORT COSTS | 4 |
| TRANSFER PAYMENTS | 0 |
| THIRD PARTY PAYMENTS | |
| Payments to Contractors | 0 |
| Other Third Party Payments | 1 |
| TOTAL THIRD PARTY PAYMENTS | 1 |
| SUPPORT SERVICES | |
| Corporate Network | 0 |
| Property Rental | 0 |
| IST Recharge | 0 |
| Central Support | 0 |
| TOTAL SUPPORT SERVICES | 0 |
| CAPITAL FINANCING/CAPITAL CHARGES | 0 |
| CFCR | 0 |
| GROSS EXPENDITURE | 1,753 |
| INCOME | |
| Internal Recharges | 67 |
| Other Grant Income/Subsidy | 10 |
| Fees & Charges | 0 |
| Contract Income/External Work | 0 |
| TOTAL INCOME | 77 |
| NET EXPENDITURE | 1,676 |

Human Resources is an integral part of the Chief Executive's Service and its role is to provide professional knowledge, advice and support on the most effective management of human resources and to assist in the achievement of community planning and corporate objectives. The Service has a lead role in the delivery of the Council's Our People Strategy which has the key objectives of reshaping the workforce, securing adaptability and new ways of working, enhancing capacity and improving performance and developing talent within the workforce.

The Employee Relations Team provides professional advice and support to managers on individual employee relations cases and disputes and also leads the development, review, monitoring and implementation of all employee relations policies and procedures. The team undertakes complex employee relations investigation including supporting meetings, documentation, and reports and giving evidence.

The HR Consultancy Team provides professional advice and support to managers on service re-design, re-structuring and transformation. The team will provide HR support on change and improvement projects within or between Services, assist in developing partnership arrangements, facilitate effective engagement and consultation with both trade unions and employees and, where appropriate, provide advice and support on TUPE transfers. Along with the Employee Relations team, it also helps build a high performing culture through people by promoting a positive approach to health and wellbeing, attendance and individual performance as well as early dispute resolution.

The Workforce Management Team is responsible for the development and application of workforce planning, resourcing and management across the Council to ensure that the organisation has the 'right people with the right skills in the right place at the right time' to deliver the services and priorities of the Council. The team also supports the delivery of the Council's employability agenda including management and development of the Modern Apprenticeship Programme and Corporate VQ centre.

The Pay, Equalities and Performance Team ensures that the Council has the pay and remuneration policies, procedures and arrangements in place to meet the needs of the Council, that we comply with our statutory equality responsibilities and that we develop improved performance metrics for the HR & Payroll Service. The team has responsibility for awarding and managing all HR Contracts including Occupational Health, Employee Assistance Programme, and various employee benefits arrangements.

HOUSING AND COMMUNITY CARE (HOUSING REVENUE ACCOUNT)

| | 2013/14 FINAL BUDGET £'000 |
|--|-------------------------------------|
| STAFF COSTS | |
| Chief Officials -Gross Pay | 0 |
| -Supn | 0 |
| -NI | 0 |
| Single Status -Gross Pay | 3,282 |
| -Supn | 591 |
| -NI | 203 |
| Craft Workers -Gross Pay | 1,499 |
| -Supn | 270 |
| -NI | 100 |
| Pensions | 95 |
| Overtime | 116 |
| Slippage | (200) |
| General Fund Recharge | 1,038 |
| Other Staff Costs | 48 |
| TOTAL STAFF COSTS | 7,042 |
| PROPERTY COSTS | |
| Non Domestic Rates | 98 |
| Rents | 91 |
| Water & Sewage | 3 |
| Energy Costs | 312 |
| Property Insurance | 614 |
| Cleaning | 73 |
| Property Maintenance | 3,302 |
| Other Property Costs | 848 |
| TOTAL PROPERTY COSTS | 5,341 |
| SUPPLIES & SERVICES | |
| Other Supplies & Services | 1,547 |
| TOTAL SUPPLIES & SERVICES | 1,547 |
| TRANSPORT COSTS | |
| Travel & Subsistence | 1 |
| Car Allowances | 83 |
| Other Transport Costs | 547 |
| TOTAL TRANSPORT COSTS | 631 |
| TRANSFER PAYMENTS | 75 |
| THIRD PARTY PAYMENTS | |
| Other Third Party Payments | 120 |
| TOTAL THIRD PARTY PAYMENTS | 120 |
| SUPPORT SERVICES | |
| Strategy & Support | 386 |
| Corporate Recharge | 1,562 |
| TOTAL SUPPORT SERVICES | 1,948 |
| CAPITAL FINANCING/CAPITAL CHARGES | 4,281 |
| CFCR | 4,234 |
| GROSS EXPENDITURE | 25,219 |
| INCOME | |
| Internal Recharges | 1,223 |
| Council House Rents | 23,040 |
| Other Rental Income | 905 |
| I.O.R.B. | 51 |
| TOTAL INCOME | 25,219 |
| NET EXPENDITURE | 0 |

The Housing Revenue Account (HRA) is required by law to be held separately from the General Fund, but has been included in this volume for completeness. It records the revenue transactions to achieve the Council's aim of providing good quality housing at affordable rents for the Council's tenants.

The HRA records revenue transactions on the building, maintenance and management of Council housing and has been prepared in accordance with the Housing Acts and in line with Scottish Government directives. The Account requires to be self financing with the full balance of net expenditure met solely from the resources of Council house tenants, principally rents. The Budget is therefore shown on an estimated outturn basis.

The Council has already built 87 affordable homes and is due to complete building a further 64 by 2014/15. Additional new build of approximately 25 affordable homes per annum will be budgeted for in future years, along with investment to increase the Council house stock through buying back more housing from the open market. All revenue costs associated with the current new build have been fully reflected in the budget.

The main objectives of the Council's role as landlord are:-

- (a) to make sure tenants live in a secure environment in quality and cost effective housing.
- (b) to work with tenants to provide a comprehensive local service responsive to their needs.
- (c) to maintain and improve housing stock via a responsive repairs service, complementing a prioritised investment programme.

COMMON GOOD FUNDS 2013/14 BUDGET

| <u>Total 2012/13 £'000</u> | | <u>Perth £'000</u> | <u>Aberfeldy £'000</u> | <u>Auchterarder £'000</u> | <u>Crieff £'000</u> | <u>Total £'000</u> |
|------------------------------------|---|------------------------|----------------------------|-------------------------------|-------------------------|------------------------|
| | EXPENDITURE | | | | | |
| | <u>Property Costs</u> | | | | | |
| 5 | Repairs & Maintenance of Buildings | 5 | 0 | 0 | 0 | 5 |
| 1 | Rents, Rates & Feu Duties | 1 | 0 | 0 | 0 | 1 |
| | <u>Other Supplies and Services</u> | | | | | |
| 140 | Grants to Organisations & Individuals | 110 | 3 | 16 | 1 | 130 |
| 10 | Other Expenses(Incl Admin cost) | 9 | 0 | 1 | 0 | 10 |
| 12 | Shoppers Creche | 0 | 0 | 0 | 0 | 0 |
| 7 | West Mill Street Library | 7 | 0 | 0 | 0 | 7 |
| | <u>Christmas Lighting</u> | | | | | |
| 5 | Electricity | 6 | 1 | 2 | 0 | 9 |
| 27 | Switch on Ceremony | 39 | 0 | 0 | 0 | 39 |
| 29 | Erect, Dismantle & Maintain Lights | 28 | 0 | 0 | 0 | 28 |
| 12 | Rents, Rates & Feu Duties | 14 | 0 | 0 | 0 | 14 |
| 248 | Total Estimated Expenditure | 219 | 4 | 19 | 1 | 243 |
| | INCOME | | | | | |
| 282 | Rent - Land and Buildings | 243 | 4 | 21 | 2 | 270 |
| 1 | Fishing Permits | 1 | 0 | 0 | 0 | 1 |
| 5 | Interest on Investments | 6 | 0 | 1 | 0 | 7 |
| 288 | Total Estimated Income | 250 | 4 | 22 | 2 | 278 |
| 40 | Estimated Surplus/(Deficit) | 31 | 0 | 3 | 1 | 35 |

Perth and Kinross Council administers the Common Good Funds of the former 10 burghs within its boundaries. These receive no financial support from the General Fund.

The largest fund is Perth Common Good Fund with revenue income of £250,000, generated principally from rent of land and buildings. The fund has budgeted to expend £219,000 the majority of which is on grants to organisations and individuals and the provision of Christmas lighting. In general terms Common Good Funds are specifically aimed at helping the Communities of their respective areas. This help is governed however, by the income generated by each fund and as a result there is no activity on certain funds.

Note: No budgets are approved for Common Good Funds in Alyth, Blairgowrie, Coupar Angus, Kinross and Pitlochry. Abernethy Common Good Fund is currently in abeyance.

PERTH AND KINROSS COUNCIL

CAPITAL BUDGET 2013/20

FOREWORD BY HEAD OF FINANCE

Introduction

The Council's Capital Budget funds expenditure on the purchase, improvement and enhancement of assets which provide benefit to the community for many years to come – such as schools, roads and housing. In line with Scottish Government regulations, the Council's Capital Budget is managed as two separate programmes:

- 1) The Composite Capital Programme, which deals with the funding of Capital Expenditure on General Fund Services.
- 2) The Housing Investment Programme.

For the purpose of this volume, separate explanations of these two areas of expenditure are provided. The Council's Capital plans are regulated by reference to the Prudential Code, under the Local Government (Scotland) Act 2003.

Sources of Capital Funding

The Composite Capital Programme is funded via:

- Borrowing – The Prudential Code allows the Council flexibility in deciding the size of its Capital Budget and how this Budget will be financed. The basic principle of the Code is that local authorities are free to invest in capital projects as long as their capital spending plans are affordable, prudent and sustainable. The Code sets out the Indicators that the Council must use, and the factors that it must take into account, to demonstrate that it has fulfilled this objective. Using these indicators, the Council will determine how much it can afford to borrow and therefore, allocate to capital expenditure.
- Capital Grants from the Scottish Government, distributed as a block allocation for the Council to spend in accordance with its priorities, and smaller 'ring-fenced' grants for specific policy areas.
- Capital Receipts from the sale of surplus Council assets and other miscellaneous capital receipts such as the principal repayment of housing advances.
- Third Party Contributions from, for example, community groups, the National Lottery Boards and developers.
- Revenue Budget Contributions from individual Council Services. Such expenditure is referred to as Capital Financed from Current Revenue (CFCR).

Summary of Capital Resources 2013-2020

The estimated Capital Resources for each area of the Composite Capital Programme are summarised in the table below:

| Estimated Capital Resources | 2013/14 | 2014/15 | 2015/16 | 2016/17 | 2017/18 | 2018/19 | 2019/20 |
|--|----------------|----------------|----------------|----------------|----------------|----------------|----------------|
| | £'000 | £'000 | £'000 | £'000 | £'000 | £'000 | £'000 |
| New Borrowing | 36,904 | 38,184 | 29,141 | 25,594 | 10,638 | 15,731 | 15,681 |
| Capital Grants:- | | | | | | | |
| Block Allocation | 5,692 | 11,018 | 11,585 | 10,193 | 10,852 | 10,852 | 10,852 |
| Cycling, Walking and Safer Streets | 158 | 232 | 202 | 200 | 200 | 200 | 200 |
| Capital Receipts | 4,754 | 4,003 | 100 | 538 | 250 | 250 | 250 |
| Contributions | 5,668 | 11,034 | 2,400 | 700 | 100 | 100 | 100 |
| Total Estimated Gross Capital Resources | 53,176 | 64,471 | 43,428 | 37,225 | 22,040 | 27,133 | 27,083 |

Composite Capital Programme

The Council has agreed, by Service and by project, its approved Composite Capital Programme for the seven financial years 2013/14, 2014/15, 2015/16, 2016/17, 2017/18, 2018/19 and 2019/20 as detailed in pages 88 to 99 of this volume.

The Service budgets contained within this volume detail the following information:

- Approved Budget – the approved budgets for each of the years 2013/14, 2014/15, 2015/16, 2016/17, 2017/18, 2018/19 and 2019/20.

Composite Capital Programme Priorities

In selecting projects for inclusion in the Capital Budget, the Council undergoes a process of ranking each proposed project against specific criteria. These criteria have been designed to ensure that the projects meet the Council's objectives and priorities and ensure best value and efficiency in the use of the Council's assets and in the delivery of Council services. Only those projects that best meet these criteria, within the available resources, are included in the approved budget. The attached seven year Capital Budget for 2013/14 to 2019/20 includes budgeted expenditure of around £118M on school improvements and upgrades, £129M on Roads & Environmental projects, and £9M on Housing & Community Care projects.

Housing Investment Programme 2013-2018

Sources of Capital Funding

The Prudential Borrowing Regime and Capital Receipts

In line with the principles set out in the introduction, the funding arrangements in respect of the Housing Investment Programme are governed by the application of the Prudential Code. This approach is underpinned by a 30 year HRA Business Plan which determines the level of investment required in the Council's housing stock and hence the annual requirement for net borrowing. Provided that the proposed borrowing is determined to be affordable, prudent and sustainable, the cost is met entirely from within the resources of the Housing Revenue Account.

Contribution from the Housing Revenue Account

The Council may also fund capital expenditure directly from the Housing Revenue Account (HRA) in the form of Capital Financed from Current Revenue (CFCR), the use of balances, or through funding operating leases of assets.

Housing Investment Programme Budget 2013/14

The Council's Housing & Health Committee approved a planned 2013/14 Housing Investment Programme Budget of £18.346m. The financing of this budget is summarised below:

| | £m |
|--|---------------|
| Capital Financed from Current Revenue (CFCR) | 4.234 |
| Prudential Borrowing | 14.112 |
| 2013/14 Investment Budget | <u>18.346</u> |

Housing Investment Programme Priorities 2013-2018

The Housing Investment Programme for 2013-2018 is presented on page 100 of this volume and is funded through CFCR and borrowing. This shows the approved budget for 2013/14 and the proposed budget for the years 2014-2018.

The Plan reflects the Council's overall priorities for the Housing Investment Programme. These priorities are:

- Central heating renewal and rewiring
- Double glazing
- Installation of controlled door entry systems
- Kitchen and bathroom replacement
- External fabric repairs
- Energy efficiency works
- Multi storey flats – improvements to communal areas, fire safety and window replacement

New Council Housing Programme

In 2008 the Scottish Government announced plans to provide grants to local authorities with aspirations to build Council Housing. Five separate tranches of funding have since been released and Perth & Kinross Council has successfully obtained grant awards from all five phases of the funding programme.

The Council's new-build housing programme expands the existing stock with houses of the most appropriate size, in areas of high housing demand. The programme currently comprises 151 properties. Phases 1, 2 and 3 comprising 81 houses are now completed, Phase 4 is partially completed and Phase 5 started in March 2013.

The phases are:-

- Phase 1 - comprises 6 houses at Letham in Perth and 20 houses at Methven.
- Phase 2 - comprises 10 houses at Friarton in Perth.
- Phase 3 - comprises a further 10 houses at Methven, 19 houses at Alyth, 10 houses at Scone and 6 houses at Pitlochry.
- Phase 4 – a further 10 houses at Scone, 12 houses at Pitlochry and 17 houses at Blairgowrie.
- Phase 5 – a further 7 houses at Alyth, 8 houses at Inchtute and 16 houses at Jeanfield Road, Perth.

The Council's new build programme is also being financed through Prudential Borrowing together with Council Tax Income on Second Homes, which may be used under the Council Tax (Discount for Unoccupied Dwellings) (Scotland) Regulations 2005 to support the provision of affordable housing.

The Housing Investment Programme also proposes further investment in new house build, comprising up to an additional 25 houses per annum across Perth & Kinross from 2014/15 onwards.

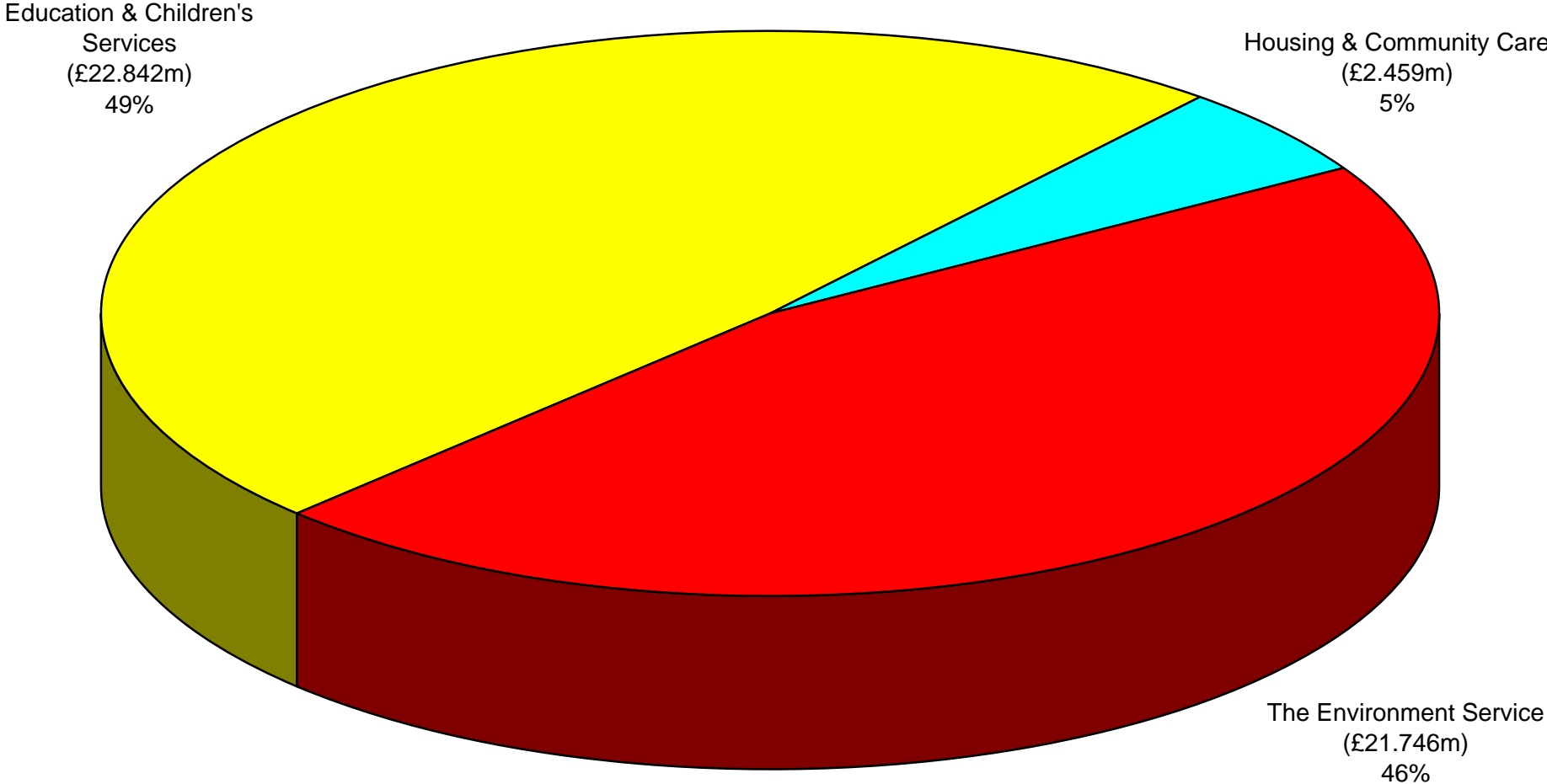
In addition, £6 million of funding is allocated to increase the Council house stock through buying back housing from the open market.

The Service will review the 30 Year Housing Investment Business Plan, incorporating the updated stock condition survey to ensure that the Scottish Housing Quality Standard is achieved by 2015.

J Symon
Head of Finance
May 2013

2013/14 TOTAL NET COMPOSITE CAPITAL BUDGET

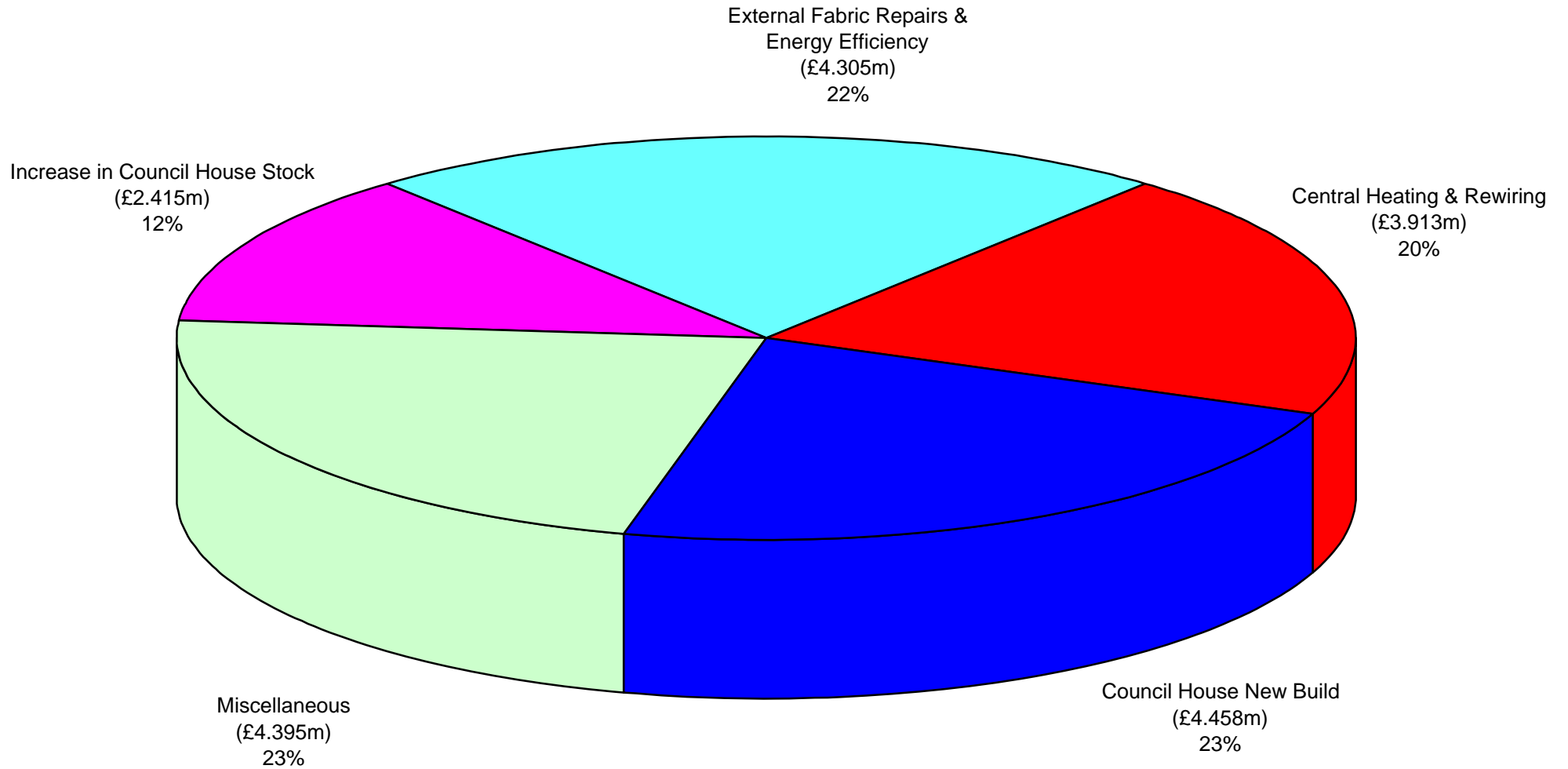
Total - £47.047m



2013/14 HOUSING INVESTMENT PROGRAMME

Projects Funded From Borrowing, Capital Receipts & CFCR

£19.486m



CAPITAL BUDGET 2013-2020

SERVICE BUDGETS

| <u>SERVICE</u> | <u>PAGE NO</u> |
|--|----------------|
| SUMMARY (EXC HOUSING INVESTMENT PROGRAMME) | 88 |
| EDUCATION & CHILDREN'S SERVICES | 89 |
| THE ENVIRONMENT SERVICE | 91 |
| HOUSING & COMMUNITY CARE | 98 |
| HOUSING CAPITAL INVESTMENT PROGRAMME | 100 |

PERTH & KINROSS COUNCIL

COMPOSITE CAPITAL BUDGET 2013-2020

SUMMARY

| | Approved Budget | Approved Budget | Approved Budget | Approved Budget | Approved Budget | Approved Budget | Approved Budget |
|---------------------------------|----------------------------|----------------------------|----------------------------|----------------------------|----------------------------|----------------------------|----------------------------|
| SERVICE | 2013/14 (£'000) | 2014/15 (£'000) | 2015/16 (£'000) | 2016/17 (£'000) | 2017/18 (£'000) | 2018/19 (£'000) | 2019/20 (£'000) |
| EDUCATION & CHILDREN'S SERVICES | 22,842 | 29,313 | 20,925 | 16,588 | 6,177 | 10,420 | 11,869 |
| THE ENVIRONMENT SERVICE | 21,746 | 24,798 | 19,231 | 18,029 | 15,343 | 15,168 | 14,416 |
| HOUSING & COMMUNITY CARE | 2,459 | 1,729 | 570 | 1,558 | 320 | 1,345 | 598 |
| TOTAL | 47,047 | 55,840 | 40,726 | 36,175 | 21,840 | 26,933 | 26,883 |

**PERTH & KINROSS COUNCIL
COMPOSITE CAPITAL BUDGET 2013-2020**

EDUCATION & CHILDREN'S SERVICES

| | Approved Budget | Approved Budget | Approved Budget | Approved Budget | Approved Budget | Approved Budget | Approved Budget |
|--|--------------------|--------------------|--------------------|--------------------|--------------------|--------------------|--------------------|
| PROJECT/NATURE OF EXPENDITURE | 2013/14 (£'000) | 2014/15 (£'000) | 2015/16 (£'000) | 2016/17 (£'000) | 2017/18 (£'000) | 2018/19 (£'000) | 2019/20 (£'000) |
| Accessibility Programme | 100 | 130 | 150 | 250 | 0 | 150 | 150 |
| Almondbank House II (NAVIGATE) | 287 | 0 | 0 | 0 | 0 | 0 | 0 |
| Arts Strategy Phase 1 - Redevelopment of Perth Theatre | 1,000 | 7,943 | 4,014 | 0 | 0 | 0 | 0 |
| Third Party Contributions | 0 | (3,600) | (2,400) | 0 | 0 | 0 | 0 |
| Contribution from Reserves | 0 | (600) | 0 | 0 | 0 | 0 | 0 |
| Blairstown Recreation Centre - Redevelopment | 0 | 0 | 0 | 0 | 0 | 0 | 150 |
| MIS - Procurement & Integration | 36 | 37 | 76 | 197 | 0 | 0 | 0 |
| Ratray Community Facilities | 2,450 | 0 | 0 | 0 | 0 | 0 | 0 |
| <u>Schools Development Programme</u> | | | | | | | |
| Primary Schools (excluding IIL) Upgrade Programme | 1,101 | 914 | 200 | 519 | 1,988 | 2,680 | 3,851 |
| - Abernethy Primary School Upgrade Project | 1,191 | 0 | 0 | 0 | 0 | 0 | 0 |
| - Alyth Primary School - Upgrade Life Expired Building | 100 | 2,000 | 4,700 | 2,000 | 0 | 0 | 0 |
| - Blackford Primary School | 0 | 0 | 0 | 173 | 0 | 0 | 0 |
| - Crieff Primary School - School Upgrade Project | 3,000 | 4,783 | 4,784 | 0 | 0 | 0 | 0 |
| - Developers Contribution Programme | 250 | 0 | 0 | 0 | 0 | 0 | 0 |
| Third Party Contribution from Developers | (250) | 0 | 0 | 0 | 0 | 0 | 0 |
| - Dunning Primary School - School Upgrade Project | 0 | 0 | 0 | 285 | 0 | 0 | 0 |
| - Glenlyon Primary School Upgrade Project | 277 | 0 | 0 | 0 | 0 | 0 | 0 |
| - Invergowrie Primary School - School Upgrade Project | 4,943 | 0 | 0 | 0 | 0 | 0 | 0 |
| Scottish Government (SFT) Grant | 0 | 0 | 0 | 0 | 0 | 0 | 0 |
| - Kinnoull Primary School Upgrade Project | 976 | 0 | 0 | 0 | 0 | 0 | 0 |
| - New School Development | 1,029 | 5,000 | 5,000 | 1,000 | 0 | 0 | 0 |
| Developer Contributions | (500) | 0 | 0 | 0 | 0 | 0 | 0 |
| - Oakbank Primary School - Upgrade Life Expired Building | 1,688 | 6,925 | 0 | 0 | 0 | 0 | 0 |
| Third Party Contribution (East Central Hub) | (188) | 0 | 0 | 0 | 0 | 0 | 0 |
| - CLASP Primary School Upgrade Project | 0 | 0 | 0 | 0 | 2,532 | 4,171 | 1,797 |
| Secondary Schools (excluding IIL) Upgrade Programme | 682 | 650 | 650 | 2,300 | 665 | 667 | 664 |
| Community Learning & Development Capital Receipt | (40) | 0 | 0 | 0 | 0 | 0 | 0 |
| TOTAL CARRIED FORWARD | 18,132 | 24,182 | 17,174 | 6,724 | 5,185 | 7,668 | 6,612 |

PERTH & KINROSS COUNCIL
COMPOSITE CAPITAL BUDGET 2013-2020

EDUCATION & CHILDREN'S SERVICES

| | Approved Budget | Approved Budget | Approved Budget | Approved Budget | Approved Budget | Approved Budget | Approved Budget |
|---|--------------------|--------------------|--------------------|--------------------|--------------------|--------------------|--------------------|
| PROJECT/NATURE OF EXPENDITURE | 2013/14 (£'000) | 2014/15 (£'000) | 2015/16 (£'000) | 2016/17 (£'000) | 2017/18 (£'000) | 2018/19 (£'000) | 2019/20 (£'000) |
| TOTAL BROUGHT FORWARD | 18,132 | 24,182 | 17,174 | 6,724 | 5,185 | 7,668 | 6,612 |
| - Perth Academy - New Sports Facilities | 900 | 1,000 | 0 | 0 | 0 | 0 | 0 |
| - Perth Academy - Infrastructure Upgrade (Phase 3) | 0 | 0 | 0 | 0 | 0 | 0 | 1,750 |
| - Perth Grammar - Infrastructure/Practical Areas Upgrades | 1,000 | 1,600 | 750 | 0 | 0 | 0 | 0 |
| - Perth High School Upgrade | 1,170 | 0 | 0 | 0 | 0 | 0 | 0 |
| - Perth High School - Infrastructure Upgrade (Phase 2) | 0 | 0 | 0 | 0 | 0 | 1,750 | 0 |
| New Secondary School (net of SFT Funding) | 0 | 0 | 0 | 7,667 | 0 | 0 | 0 |
| Enhance/Extend Specialist Education in Perth & Kinross | 0 | 0 | 0 | 0 | 0 | 0 | 2,500 |
| <u>Information Systems and Technology</u> | | | | | | | |
| ICT Infrastructure | 400 | 1,799 | 2,269 | 1,865 | 660 | 670 | 675 |
| PC Replacement & Infrastructure Upgrade | 332 | 332 | 332 | 332 | 332 | 332 | 332 |
| Extension to EDRMS | 250 | 0 | 0 | 0 | 0 | 0 | 0 |
| Rural Broadband | 400 | 400 | 400 | 0 | 0 | 0 | 0 |
| <u>Business Change & Improvement - Customer First</u> | | | | | | | |
| Customer Relationship Management (CRM) System | 138 | 0 | 0 | 0 | 0 | 0 | 0 |
| IIL Schools - ICT Booking Systems | 120 | 0 | 0 | 0 | 0 | 0 | 0 |
| TOTAL | 22,842 | 29,313 | 20,925 | 16,588 | 6,177 | 10,420 | 11,869 |

**PERTH & KINROSS COUNCIL
COMPOSITE CAPITAL BUDGET 2013-2020**

THE ENVIRONMENT SERVICE

| PROJECT/NATURE OF EXPENDITURE | Approved Budget | Approved Budget | Approved Budget | Approved Budget | Approved Budget | Approved Budget | Approved Budget |
|---|--------------------|--------------------|--------------------|--------------------|--------------------|--------------------|--------------------|
| | 2013/14 (£'000) | 2014/15 (£'000) | 2015/16 (£'000) | 2016/17 (£'000) | 2017/18 (£'000) | 2018/19 (£'000) | 2019/20 (£'000) |
| <u>Traffic & Road Safety</u> | | | | | | | |
| Road Safety Initiatives (20mph zones etc) | 70 | 70 | 70 | 70 | 0 | 0 | 0 |
| Cycling Walking & Safer Streets | 158 | 232 | 202 | 200 | 200 | 200 | 200 |
| Scottish Government Grant - Cycling Walking Safer Streets | (158) | (232) | (202) | (200) | (200) | (200) | (200) |
| TACTRAN Project - Bus Infrastructure | 28 | 0 | 0 | 0 | 0 | 0 | 0 |
| <u>Asset Management - Roads & Lighting</u> | | | | | | | |
| Structural Maintenance | 6,886 | 6,886 | 6,549 | 6,742 | 6,800 | 6,800 | 6,800 |
| Street Lighting - Renewals/Upgrading/Unlit Areas | 419 | 418 | 418 | 418 | 0 | 0 | 0 |
| Traffic Signals - Renewals/Upgrading | 65 | 68 | 98 | 100 | 100 | 100 | 100 |
| Unadopted Roads & Footways (Match Funding) | 130 | 130 | 130 | 0 | 0 | 0 | 0 |
| Footways | 373 | 373 | 422 | 435 | 435 | 435 | 435 |
| Road Safety Barriers | 0 | 0 | 0 | 0 | 50 | 50 | 50 |
| <u>Asset Management - Bridges</u> | | | | | | | |
| Port Na Craig Footbridge - Assess & Strengthening | 210 | 0 | 0 | 0 | 0 | 0 | 0 |
| Bridge Refurbishment Programme | 0 | 0 | 0 | 229 | 400 | 400 | 400 |
| - Kenmore | 10 | 22 | 324 | 0 | 0 | 0 | 0 |
| - Lair/Cray | 1,446 | 0 | 0 | 0 | 0 | 0 | 0 |
| - Isla | 40 | 525 | 0 | 0 | 0 | 0 | 0 |
| - St Leonards | 502 | 0 | 0 | 0 | 0 | 0 | 0 |
| Short Span Bridge Replacement Programme | 255 | 300 | 302 | 250 | 250 | 250 | 250 |
| - A823 Greenbog Wood - Culvert | 2 | 0 | 0 | 0 | 0 | 0 | 0 |
| Vehicular Bridge Parapets Programme - Assess & Upgrade | 0 | 0 | 150 | 0 | 50 | 50 | 50 |
| TOTAL CARRIED FORWARD | 10,436 | 8,792 | 8,463 | 8,244 | 8,085 | 8,085 | 8,085 |

**PERTH & KINROSS COUNCIL
COMPOSITE CAPITAL BUDGET 2013-2020**

THE ENVIRONMENT SERVICE

| | Approved Budget | Approved Budget | Approved Budget | Approved Budget | Approved Budget | Approved Budget | Approved Budget |
|--|--------------------|--------------------|--------------------|--------------------|--------------------|--------------------|--------------------|
| PROJECT/NATURE OF EXPENDITURE | 2013/14 (£'000) | 2014/15 (£'000) | 2015/16 (£'000) | 2016/17 (£'000) | 2017/18 (£'000) | 2018/19 (£'000) | 2019/20 (£'000) |
| TOTAL BROUGHT FORWARD | 10,436 | 8,792 | 8,463 | 8,244 | 8,085 | 8,085 | 8,085 |
| <u>Improvement Schemes</u> | | | | | | | |
| New Rural Footways | 0 | 196 | 0 | 0 | 0 | 0 | 0 |
| Road/Junctions - Widening & Improvement Programme | 370 | 184 | 150 | 0 | 0 | 0 | 0 |
| North Forr - Salt Storage | 395 | 0 | 0 | 0 | 0 | 0 | 0 |
| Geneagles Station - Road Access Improvement Scheme | 3,125 | 1,460 | 40 | 0 | 0 | 0 | 0 |
| Third Party Contributions | (2,100) | 0 | 0 | 0 | 0 | 0 | 0 |
| Revenue Contribution | (1,025) | 0 | 0 | 0 | 0 | 0 | 0 |
| Road Improvements due to A9 Dualling | 0 | 0 | 0 | 0 | 750 | 0 | 0 |
| <u>Rural Flood Mitigation Schemes</u> | | | | | | | |
| Almondbank Flood Prevention Scheme | 566 | 1,483 | 1,521 | 1,673 | 0 | 0 | 0 |
| <u>Planning - Rural Initiatives</u> | | | | | | | |
| Conservation of Built Heritage | 376 | 228 | 0 | 240 | 0 | 0 | 0 |
| Third Party Contribution | (76) | (85) | 0 | (200) | 0 | 0 | 0 |
| Blairgowrie & Rattray Regeneration Project | 468 | 17 | 0 | 0 | 0 | 0 | 0 |
| Kinross Town Centre Improvements | 0 | 1,040 | 0 | 0 | 0 | 0 | 0 |
| TOTAL CARRIED FORWARD | 12,535 | 13,315 | 10,174 | 9,957 | 8,835 | 8,085 | 8,085 |

**PERTH & KINROSS COUNCIL
COMPOSITE CAPITAL BUDGET 2013-2020**

THE ENVIRONMENT SERVICE

| PROJECT/NATURE OF EXPENDITURE | Approved Budget | Approved Budget | Approved Budget | Approved Budget | Approved Budget | Approved Budget | Approved Budget |
|---|--------------------|--------------------|--------------------|--------------------|--------------------|--------------------|--------------------|
| | 2013/14 (£'000) | 2014/15 (£'000) | 2015/16 (£'000) | 2016/17 (£'000) | 2017/18 (£'000) | 2018/19 (£'000) | 2019/20 (£'000) |
| TOTAL BROUGHT FORWARD | 12,535 | 13,315 | 10,174 | 9,957 | 8,835 | 8,085 | 8,085 |
| <u>City Centre Regeneration Projects</u> | | | | | | | |
| Perth City Centre Project | 0 | 3,282 | 0 | 0 | 0 | 0 | 0 |
| Revenue Contribution | 0 | (1,200) | 0 | 0 | 0 | 0 | 0 |
| Skinnergate & Kirkgate Vennels Environmental Improvements | 0 | 0 | 0 | 0 | 577 | 0 | 0 |
| Mill Street Environmental Improvements | 0 | 0 | 0 | 0 | 0 | 702 | 0 |
| <u>Community Greenspace</u> | | | | | | | |
| Cemetery Extension - Blair Atholl | 28 | 0 | 0 | 0 | 0 | 0 | 0 |
| Play Areas - Improvements Implementation Strategy | 220 | 0 | 0 | 0 | 0 | 0 | 0 |
| Third Party Contribution | (43) | 0 | 0 | 0 | 0 | 0 | 0 |
| Perth South Inch Improvements - Implementation | 545 | 0 | 0 | 0 | 0 | 0 | 0 |
| Third Party Contribution | (90) | 0 | 0 | 0 | 0 | 0 | 0 |
| Friends of Park Development - MacRosty Park, Crieff | 14 | 0 | 0 | 0 | 0 | 0 | 0 |
| Third Party Contribution | (8) | 0 | 0 | 0 | 0 | 0 | 0 |
| Countryside Sites | 0 | 58 | 50 | 0 | 0 | 0 | 0 |
| Community Greenspace Sites | 180 | 533 | 688 | 589 | 300 | 400 | 300 |
| Third Party Contributions | 0 | (50) | 0 | 0 | 0 | 0 | 0 |
| TOTAL CARRIED FORWARD | 13,381 | 15,938 | 10,912 | 10,546 | 9,712 | 9,187 | 8,385 |

PERTH & KINROSS COUNCIL
COMPOSITE CAPITAL BUDGET 2013-2020

THE ENVIRONMENT SERVICE

| PROJECT/NATURE OF EXPENDITURE | Approved Budget | Approved Budget | Approved Budget | Approved Budget | Approved Budget | Approved Budget | Approved Budget |
|---|--------------------|--------------------|--------------------|--------------------|--------------------|--------------------|--------------------|
| | 2013/14 (£'000) | 2014/15 (£'000) | 2015/16 (£'000) | 2016/17 (£'000) | 2017/18 (£'000) | 2018/19 (£'000) | 2019/20 (£'000) |
| TOTAL BROUGHT FORWARD | 13,381 | 15,938 | 10,912 | 10,546 | 9,712 | 9,187 | 8,385 |
| Heather Garden, Perth | 50 | 0 | 0 | 0 | 0 | 0 | 0 |
| Third Party Contributions | (23) | 0 | 0 | 0 | 0 | 0 | 0 |
| Community Greenspace Bridges | 0 | 155 | 73 | 78 | 0 | 0 | 100 |
| Core Path Implementation | 53 | 59 | 76 | 76 | 0 | 0 | 0 |
| Third Party Contributions | (3) | 0 | 0 | 0 | 0 | 0 | 0 |
| Alyth Environmental Improvements | 0 | 0 | 0 | 750 | 0 | 0 | 0 |
| Third Party Contributions | 0 | 0 | 0 | (500) | 0 | 0 | 0 |
| <u>Waste Strategy</u> | | | | | | | |
| Expansion Friarton Depot - Welfare Accommodation | 135 | 0 | 0 | 0 | 0 | 0 | 0 |
| Ladywell Landfill and Blairgowrie Transfer Station (Regulatory Works) | 0 | 0 | 0 | 0 | 250 | 0 | 0 |
| <u>Support Services</u> | | | | | | | |
| PC Replacement & IT Upgrade | 221 | 200 | 200 | 200 | 200 | 200 | 200 |
| <u>Corporate Asset Management</u> | | | | | | | |
| Blairgowrie SNAPI | 0 | 0 | 0 | 500 | 0 | 0 | 0 |
| <u>Property Division</u> | | | | | | | |
| DDA Adaptation & Alteration Works Programme | 251 | 185 | 185 | 350 | 275 | 275 | 275 |
| TOTAL CARRIED FORWARD | 14,065 | 16,537 | 11,446 | 12,000 | 10,437 | 9,662 | 8,960 |

**PERTH & KINROSS COUNCIL
COMPOSITE CAPITAL BUDGET 2013-2020**

THE ENVIRONMENT SERVICE

| | Approved Budget | Approved Budget | Approved Budget | Approved Budget | Approved Budget | Approved Budget | Approved Budget |
|---|--------------------|--------------------|--------------------|--------------------|--------------------|--------------------|--------------------|
| PROJECT/NATURE OF EXPENDITURE | 2013/14 (£'000) | 2014/15 (£'000) | 2015/16 (£'000) | 2016/17 (£'000) | 2017/18 (£'000) | 2018/19 (£'000) | 2019/20 (£'000) |
| TOTAL BROUGHT FORWARD | 14,065 | 16,537 | 11,446 | 12,000 | 10,437 | 9,662 | 8,960 |
| Window Replacements | 69 | 0 | 0 | 0 | 0 | 0 | 0 |
| Lighting Upgrades | 60 | 0 | 0 | 0 | 0 | 0 | 0 |
| Rewiring Works | 300 | 0 | 0 | 0 | 0 | 0 | 0 |
| Toilet Refurbishment | 85 | 0 | 0 | 0 | 0 | 0 | 0 |
| General Structural Building Works | 40 | 0 | 0 | 0 | 0 | 0 | 0 |
| Property Compliance Works Programme | 301 | 301 | 302 | 500 | 400 | 400 | 400 |
| Capital Improvement Projects Programme | 461 | 950 | 1,000 | 1,000 | 800 | 800 | 800 |
| Energy Conservation & Carbon Reduction Programme | 125 | 125 | 165 | 200 | 200 | 200 | 200 |
| Carbon Reduction Programme - Renewable Energy | 0 | 0 | 0 | 400 | 275 | 275 | 275 |
| Life Expired Building Replacement Programme | 100 | 100 | 550 | 750 | 0 | 0 | 0 |
| <u>Commercial Property Investment Programme</u> | | | | | | | |
| Inveralmond South Business Park - Completion of Landscaping | 60 | 0 | 0 | 0 | 0 | 0 | 0 |
| Eastern Perthshire - Land Acquisition & Development | 187 | 0 | 0 | 0 | 0 | 0 | 0 |
| North Muirton Industrial Estate - Site Servicing & Provision of Units | 1,000 | 400 | 0 | 0 | 0 | 0 | 0 |
| TOTAL CARRIED FORWARD | 16,853 | 18,413 | 13,463 | 14,850 | 12,112 | 11,337 | 10,635 |

PERTH & KINROSS COUNCIL
COMPOSITE CAPITAL BUDGET 2013-2020

THE ENVIRONMENT SERVICE

| PROJECT/NATURE OF EXPENDITURE | Approved Budget | Approved Budget | Approved Budget | Approved Budget | Approved Budget | Approved Budget | Approved Budget |
|---|--------------------|--------------------|--------------------|--------------------|--------------------|--------------------|--------------------|
| | 2013/14 (£'000) | 2014/15 (£'000) | 2015/16 (£'000) | 2016/17 (£'000) | 2017/18 (£'000) | 2018/19 (£'000) | 2019/20 (£'000) |
| TOTAL BROUGHT FORWARD | 16,853 | 18,413 | 13,463 | 14,850 | 12,112 | 11,337 | 10,635 |
| Western Edge Kinross - Site Servicing | 0 | 500 | 0 | 0 | 0 | 0 | 0 |
| Auchterarder - Site Acquisition & Servicing | 250 | 0 | 0 | 0 | 0 | 0 | 0 |
| Charles Street, Perth | 70 | 0 | 0 | 0 | 0 | 0 | 0 |
| Inveralmond Ind. Estate - Contribution to Extension | 0 | 1,000 | 0 | 0 | 0 | 0 | 0 |
| Additional Investment in Serviced Industrial Land & Small Units Revenue Contribution | 944 (944) | 2,600 (2,600) | 0 0 | 0 0 | 0 0 | 0 0 | 0 0 |
| <u>Prudential Borrowing Projects</u> | | | | | | | |
| Dalcruie Landfill Site | 164 | 0 | 0 | 0 | 0 | 0 | 0 |
| Wheeled Bin Replacement Programme - Domestic Bins | 115 | 115 | 115 | 115 | 0 | 0 | 0 |
| Wheeled Bin Replacement Programme - Commercial Bins | 65 | 12 | 12 | 12 | 0 | 0 | 0 |
| Recycling Containers, Oil Banks & Battery Banks Replacement Program | 102 | 102 | 106 | 106 | 0 | 0 | 0 |
| Litter Bins | 0 | 0 | 40 | 0 | 0 | 0 | 0 |
| Vehicle Replacement Programme Capital Receipts - Vehicle Disposals | 3,181 (364) | 3,000 (264) | 3,000 (100) | 3,000 (150) | 3,000 0 | 3,000 0 | 3,000 0 |
| Energy Conservation & Carbon Reduction - Waste Reduction | 85 | 170 | 95 | 0 | 0 | 0 | 0 |
| POAR - 2 High St Essential Compliance & Improvement Works | 0 | 1,500 | 1,500 | 0 | 0 | 0 | 0 |
| POAR - IT Hub, Carpenter House Essential Works & Improvements | 975 | 0 | 0 | 0 | 0 | 0 | 0 |
| POAR - Carpenter House Office Redesign & Ancillary Works | 250 | 0 | 0 | 0 | 0 | 0 | 0 |
| POAR - Pullar House Infrastructure Works | 0 | 0 | 300 | 0 | 0 | 0 | 0 |
| TOTAL CARRIED FORWARD | 21,746 | 24,548 | 18,531 | 17,933 | 15,112 | 14,337 | 13,635 |

**PERTH & KINROSS COUNCIL
COMPOSITE CAPITAL BUDGET 2013-2020
THE ENVIRONMENT SERVICE**

| PROJECT/NATURE OF EXPENDITURE | Approved Budget | Approved Budget | Approved Budget | Approved Budget | Approved Budget | Approved Budget | Approved Budget |
|--|--------------------|--------------------|--------------------|--------------------|--------------------|--------------------|--------------------|
| | 2013/14 (£'000) | 2014/15 (£'000) | 2015/16 (£'000) | 2016/17 (£'000) | 2017/18 (£'000) | 2018/19 (£'000) | 2019/20 (£'000) |
| TOTAL BROUGHT FORWARD | 21,746 | 24,548 | 18,531 | 17,933 | 15,112 | 14,337 | 13,635 |
| POAR - Pullar House Office Redesign & Ancillary Works | 0 | 0 | 700 | 0 | 0 | 0 | 0 |
| Mill Street Environmental Improvements & Property Acquisitions | 0 | 250 | 0 | 0 | 0 | 0 | 0 |
| Crematorium - Memorial Garden Enhancement | 0 | 0 | 0 | 96 | 0 | 0 | 0 |
| Street Lighting Renewal | 0 | 0 | 0 | 0 | 231 | 231 | 231 |
| Carbon Reduction - Renewable Energy (Loch Leven Campus) | 0 | 0 | 0 | 0 | 0 | 600 | 0 |
| Carbon Reduction - Renewable Energy (North Inch Campus) | 0 | 0 | 0 | 0 | 0 | 0 | 550 |
| TOTAL | 21,746 | 24,798 | 19,231 | 18,029 | 15,343 | 15,168 | 14,416 |

**PERTH & KINROSS COUNCIL
COMPOSITE CAPITAL BUDGET 2013-2020**

HOUSING & COMMUNITY CARE

| PROJECT/NATURE OF EXPENDITURE | Approved Budget | Approved Budget | Approved Budget | Approved Budget | Approved Budget | Approved Budget | Approved Budget |
|--|--------------------|--------------------|--------------------|--------------------|--------------------|--------------------|--------------------|
| | 2013/14 (£'000) | 2014/15 (£'000) | 2015/16 (£'000) | 2016/17 (£'000) | 2017/18 (£'000) | 2018/19 (£'000) | 2019/20 (£'000) |
| <u>HOUSING</u> | | | | | | | |
| <u>Travellers' Sites Regeneration</u> Gypsy Traveller Transit Sites | 0 | 600 | 0 | 0 | 0 | 0 | 0 |
| <u>Council Contact Centre</u> Customer Service Centre | 75 | 0 | 0 | 0 | 0 | 0 | 0 |
| <u>COMMUNITY CARE</u> | | | | | | | |
| Housing With Care - Communal Facilities | 500 | 500 | 250 | 500 | 0 | 0 | 0 |
| Parkdale - Refurbish Bedrooms | 210 | 0 | 0 | 0 | 0 | 0 | 0 |
| Development of Day Care Services for Older People | 821 | 0 | 0 | 0 | 0 | 0 | 0 |
| JELS - Facility Service Enhancement Third Party Contribution | 635 (317) | 0 0 | 0 0 | 0 0 | 0 0 | 0 0 | 0 0 |
| Parkdale - Refurbishment of Communal Areas | 215 | 0 | 0 | 0 | 0 | 0 | 0 |
| Beechgrove - Refurbishment of Communal Areas | 0 | 150 | 0 | 0 | 0 | 0 | 0 |
| Dalweem - Refurbishment of Communal Areas | 0 | 159 | 0 | 0 | 0 | 0 | 0 |
| Developing Supported Tenancies/Profound & Multiple Learning Difficulties | 0 | 0 | 0 | 738 | 0 | 0 | 0 |
| Supported Living Accommodation for Clients with Autism | 0 | 0 | 0 | 0 | 0 | 738 | 0 |
| Relocation of Area Office to former Rannoch Road Day Centre | 0 | 0 | 0 | 0 | 0 | 287 | 0 |
| TOTAL CARRIED FORWARD | 2,139 | 1,409 | 250 | 1,238 | 0 | 1,025 | 0 |

PERTH & KINROSS COUNCIL
COMPOSITE CAPITAL BUDGET 2013-2020

HOUSING & COMMUNITY CARE

| PROJECT/NATURE OF EXPENDITURE | Approved Budget | Approved Budget | Approved Budget | Approved Budget | Approved Budget | Approved Budget | Approved Budget |
|--|--------------------|--------------------|--------------------|--------------------|--------------------|--------------------|--------------------|
| | 2013/14 (£'000) | 2014/15 (£'000) | 2015/16 (£'000) | 2016/17 (£'000) | 2017/18 (£'000) | 2018/19 (£'000) | 2019/20 (£'000) |
| TOTAL BROUGHT FORWARD | 2,139 | 1,409 | 250 | 1,238 | 0 | 1,025 | 0 |
| Refurbishment & Extension to Lewis Place Day Centre for Older People | 0 | 0 | 0 | 0 | 0 | 0 | 278 |
| PC Replacement & IT Upgrade | 70 | 70 | 70 | 70 | 70 | 70 | 70 |
| Occupational Therapy Equipment | 250 | 250 | 250 | 250 | 250 | 250 | 250 |
| TOTAL | 2,459 | 1,729 | 570 | 1,558 | 320 | 1,345 | 598 |

PERTH & KINROSS COUNCIL

HOUSING REVENUE ACCOUNT CAPITAL INVESTMENT PROGRAMME

CAPITAL EXPENDITURE IN HOUSING REVENUE ACCOUNT 2013-2018

| SERVICE | 2013/14 | 2014/15 | 2015/16 | 2016/17 | 2017/18 |
|---|---------------|---------------|---------------|---------------|--------------|
| | £'000 | £'000 | £'000 | £'000 | £'000 |
| Central Heating & Rewiring | 3,913 | 4,744 | 1,900 | 1,800 | 1,500 |
| Double Glazing | 492 | 700 | 2,550 | 1,500 | 750 |
| Controlled Door Entry | 1,466 | 0 | 0 | 86 | 10 |
| Kitchen Programme | 135 | 138 | 125 | 100 | 36 |
| Bathroom Programme | 135 | 138 | 125 | 100 | 36 |
| External Fabric Repairs | 2,719 | 1,854 | 2,000 | 800 | 1,100 |
| Energy Efficiency | 1,586 | 849 | 1,700 | 1,500 | 625 |
| Multi Storey Flats | 1,123 | 672 | 0 | 0 | 0 |
| STANDARD DELIVERY PLAN SUBTOTAL: | 11,569 | 9,095 | 8,400 | 5,886 | 4,057 |
| Council House New Build | 4,458 | 2,731 | 2,786 | 2,841 | 2,918 |
| Increase in Council House Stock | 2,415 | 1,000 | 1,000 | 1,000 | 1,000 |
| Lock-ups & Garage Sites | 0 | 1,000 | 1,000 | 500 | 0 |
| Major Adaptations to Council House Stock | 250 | 250 | 250 | 250 | 250 |
| Replacement Lifts | 289 | 200 | 200 | 0 | 0 |
| Other Capital Costs | 255 | 210 | 210 | 210 | 210 |
| Mortgage to Rent | 250 | 250 | 250 | 250 | 250 |
| SUBTOTAL = TOTAL GROSS EXPENDITURE | 19,486 | 14,736 | 14,096 | 10,937 | 8,685 |
| Less: Amount to be funded from Current Revenue (C.F.C.R.) | (4,234) | (3,889) | (4,398) | (4,693) | (5,222) |
| PRUDENTIAL BORROWING REQUIREMENT | 15,252 | 10,847 | 9,698 | 6,244 | 3,463 |